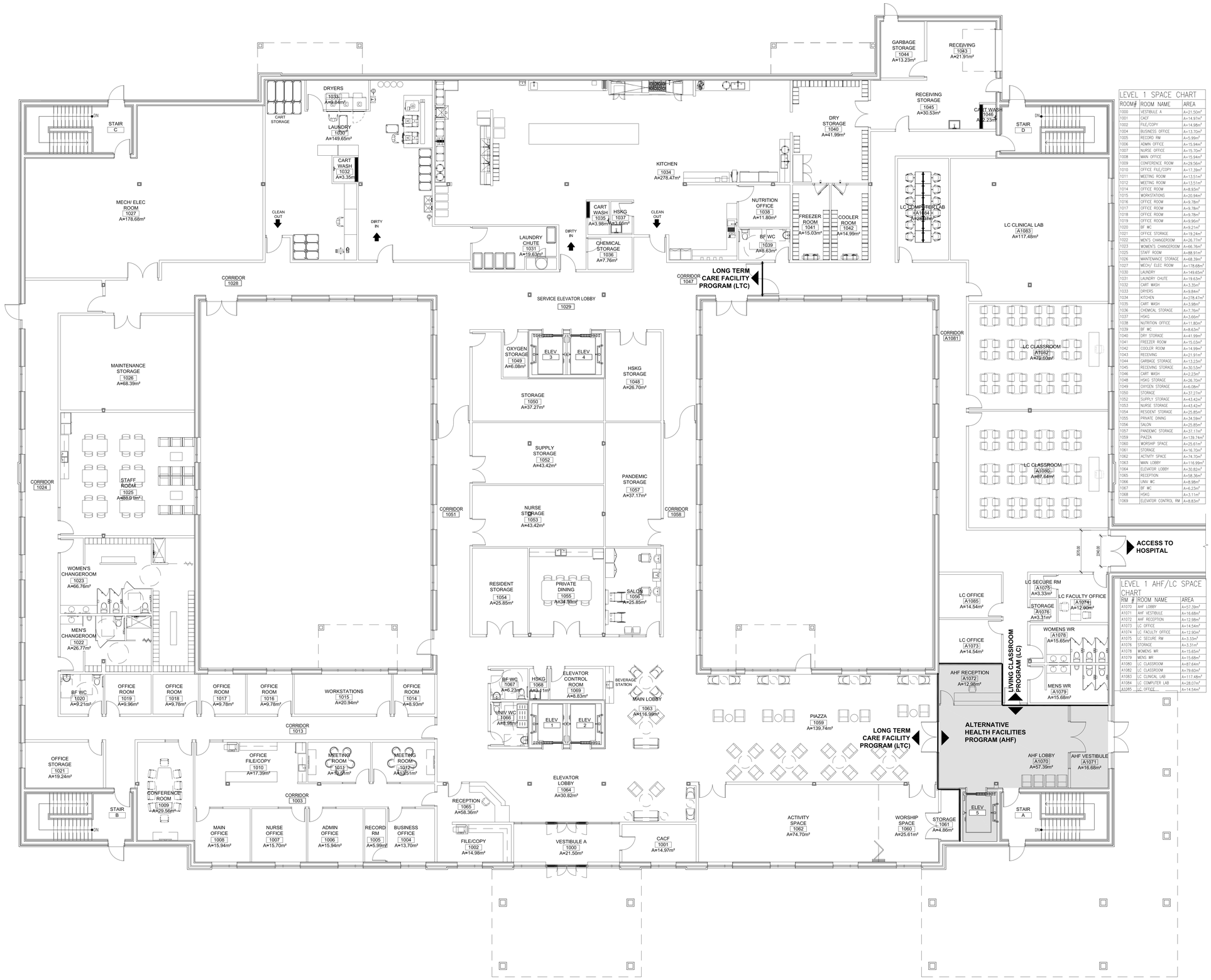

LEVEL 1 SPACE CHART

ROOM#	ROOM NAME	AREA
1000	VESTIBULE A	A=21.50m²
1001	CACF	A=14.97m²
1002	FILE/COPY	A=14.98m²
1004	BUSINESS OFFICE	A=13.70m²
1005	RECORD RM	A=5.99m²
1006	ADMIN OFFICE	A=15.94m²
1007	NURSE OFFICE	A=15.70m²
1008	MAIN OFFICE	A=15.94m²
1009	CONFERENCE ROOM	A=29.56m²
1010	OFFICE FILE/COPY	A=17.39m²
1011	MEETING ROOM	A=13.51m²
1012	MEETING ROOM	A=13.51m²
1014	OFFICE ROOM	A=8.93m²
1015	WORKSTATIONS	A=20.94m²
1016	OFFICE ROOM	A=9.78m²
1017	OFFICE ROOM	A=9.78m²
1018	OFFICE ROOM	A=9.78m²
1019	OFFICE ROOM	A=9.96m²
1020	BF WC	A=9.21m²
1021	OFFICE STORAGE	A=19.24m²
1022	MEN'S CHANGEROOM	A=26.77m²
1023	WOMEN'S CHANGEROOM	A=66.76m²
1025	STAFF ROOM	A=68.91m²
1026	MAINTENANCE STORAGE	A=68.39m²
1027	MECH/ ELEC ROOM	A=178.68m²
1030	LAUNDRY	A=149.65m²
1031	LAUNDRY CHUTE	A=19.63m²
1032	CART WASH	A=3.35m²
1033	DRYERS	A=9.84m²
1034	KITCHEN	A=278.47m²
1035	CART WASH	A=3.98m²
1036	CHEMICAL STORAGE	A=7.76m²
1037	HSKG	A=3.66m²
1038	NUTRITION OFFICE	A=11.80m²
1039	BF WC	A=8.63m²
1040	DRY STORAGE	A=41.99m²
1041	FREEZER ROOM	A=15.03m²
1042	COOLER ROOM	A=14.99m²
1043	RECEIVING	A=21.91m²
1044	GARBAGE STORAGE	A=13.23m²
1045	RECEIVING STORAGE	A=30.53m²
1046	CART WASH	A=2.23m²
1048	HSKG STORAGE	A=26.70m²
1049	OXYGEN STORAGE	A=6.08m²
1050	STORAGE	A=37.27m²
1052	SUPPLY STORAGE	A=43.42m²
1053	NURSE STORAGE	A=43.42m²
1054	RESIDENT STORAGE	A=25.85m²
1055	PRIVATE DINING	A=34.59m²
1056	SALON	A=25.85m²
1057	PANDEMIC STORAGE	A=37.17m²
1059	PIAZZA	A=139.74m²
1060	WORSHIP SPACE	A=25.61m²
1061	STORAGE	A=16.70m²
1062	ACTIVITY SPACE	A=74.70m²
1063	MAIN LOBBY	A=116.99m²
1064	ELEVATOR LOBBY	A=30.82m²
1065	RECEPTION	A=58.36m²
1066	UNIV WC	A=8.98m²
1067	BF WC	A=6.23m²
1068	HSKG	A=3.11m²
1069	ELEVATOR CONTROL RM	A=8.83m²

LEVEL 1 AHF/LC SPACE CHART

RM #	ROOM NAME	AREA
A1070	AHF LOBBY	A=57.39m²
A1071	AHF VESTIBULE	A=16.68m²
A1072	AHF RECEPTION	A=12.98m²
A1073	LC OFFICE	A=14.54m²
A1074	LC FACULTY OFFICE	A=12.90m²
A1075	LC SECURE RM	A=3.33m²
A1076	STORAGE	A=3.31m²
A1078	WOMENS WR	A=15.65m²
A1079	MENS WR	A=15.68m²
A1080	LC CLASSROOM	A=87.64m²
A1082	LC CLASSROOM	A=79.60m²
A1083	LC CLINICAL LAB	A=117.48m²
A1084	LC COMPUTER LAB	A=28.07m²
A1085	LC OFFICE	A=14.54m²

NO DRAWING DIVISION SHALL BE VIEWED INDEPENDENTLY. CONTRACTOR AND ALL SUB CONTRACTORS TO REVIEW AND BE FAMILIAR WITH ENTIRE DRAWING SET.

Revisions

No.:	For:	Date:
CITY	SITE PLAN APPROVAL	11.28.2024
MINISTRY	LTC PRELIMINARY PLAN SUBMISSION	10.28.2024
To (erase)	For:	Date:

Issue Table

Note:

CONTRACTOR SHALL CHECK AND VERIFY ALL DIMENSIONS AND CONTRACTOR SHALL REPORT ANY DISCREPANCIES TO THE ARCHITECT BEFORE PROCEEDING WITH WORK. DO NOT SCALE DRAWINGS.

CONTRACTORS AND SUBCONTRACTORS SHALL USE THIS DRAWING IN CONJUNCTION WITH OTHER DISCIPLINARY ENGINEER DRAWINGS AND TENANT FIT-UP DRAWINGS.

THIS DRAWING SHALL NOT BE USED FOR CONSTRUCTION PURPOSE UNTIL ISSUED FOR CONSTRUCTION BY DESIGN PROFESSIONAL UNDER ISSUE COLUMN.

CONTRACT DOCUMENTS ARE THE COPYRIGHT OF THE CONSULTANTS AND SHALL NOT BE USED OR REPRODUCED WITHOUT AUTHORIZATION BY THE CONSULTANTS.

ALL DRAWINGS ARE TO BE REVIEWED AS A FULL PACKAGE SET.

Design Sign-Off

PRINT NAME:

CLIENT SIGNATURE:

DATE:

ARCHITECT SIGNATURE:

DATE:

Seal: ONTARIO ASSOCIATION OF ARCHITECTS — SAM M. ESPOSTO — LICENCE 5726

North Arrow: NORTH

Architect:

SAM ESPOSTO | ARCHITECT INC.
548 UPPER JAMES ST, HAMILTON, ON, L9C 3Y4
T. 905.383.7500 F. 905.383.5700

Owner:

Project:

OAK VALLEY HEALTH
LONG TERM CARE
4 Campbell Drive,
Uxbridge, Ontario

Drawing Title:

GROUND FLOOR PLAN

Drawn By:	MG	Scale:	1:100
Checked By:	SE	Plot Date:	2024.11.26
Project Date:	OCTOBER 2024		
Project No.	24-107		
Drawing No.	A201	Sheet version.	0

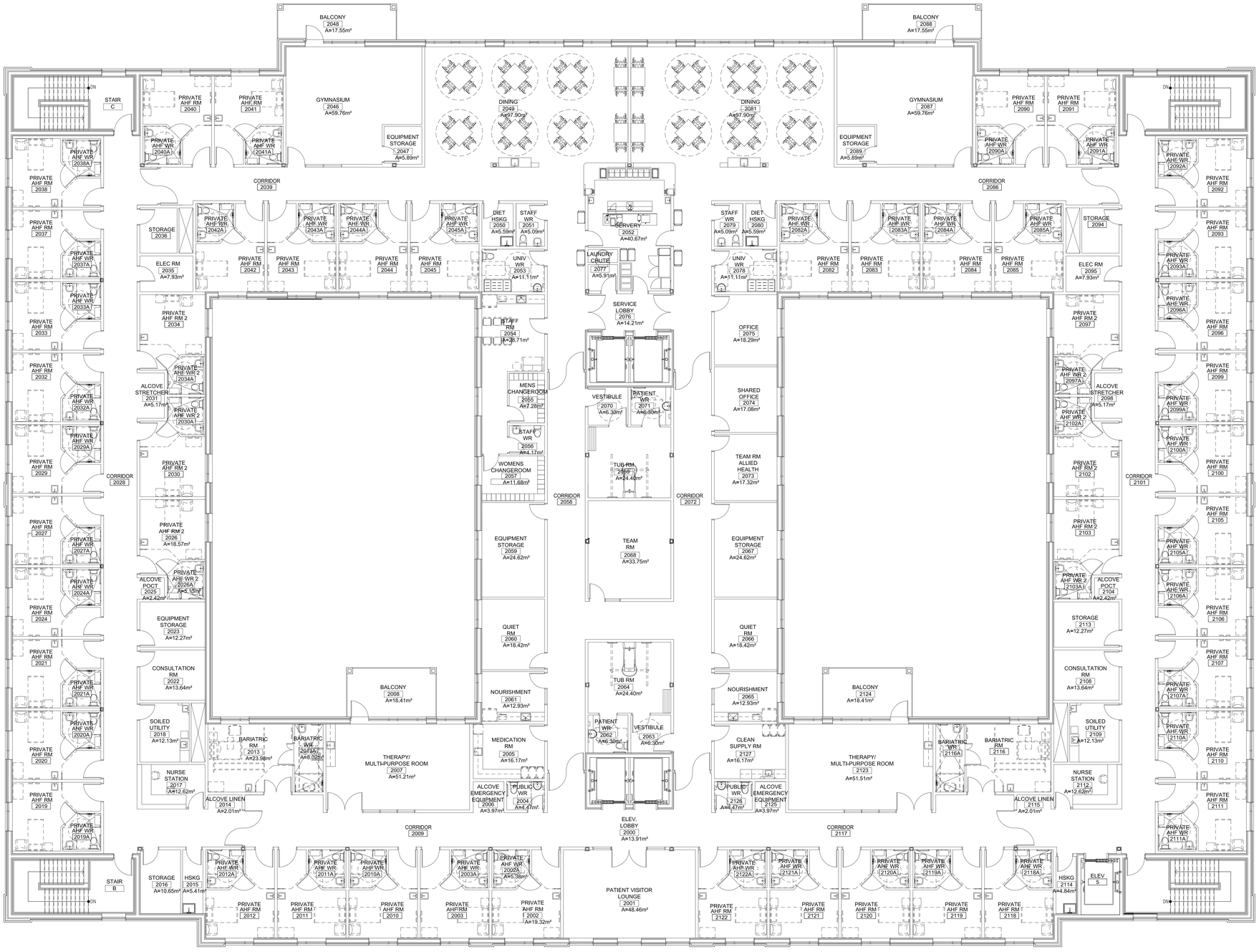

LEVEL 2 AHF SPACE CHART

ROOM#	ROOM NAME	AREA	
2000	ELEV. LOBBY	13.91	
2001	PATIENT VISITOR LOUNGE	48.46	
2002	PRIVATE AHF RM	19.32	TYP. AHF PRIVATE RM
2002A	PRIVATE AHF WR	5.38	
2004	PUBLIC WR	4.47	
2005	MEDICATION RM	16.17	
2006	ALCOVE EMERGENCY EQUIPMENT	3.97	
2007	THERAPY/ MULTI-PURPOSE ROOM	51.21	
2008	BALCONY	18.41	
2013	BARIATRIC RM	23.98	TYP. AHF BARIATRIC RM
2013A	BARIATRIC WR	8.02	
2014	ALCOVE LINEN	2.01	
2015	HSKG	5.41	
2016	STORAGE	10.65	
2017	NURSE STATION	12.62	
2018	SOILED UTILITY	12.13	
2022	CONSULTATION RM	13.64	
2023	EQUIPMENT STORAGE	12.27	
2025	ALCOVE POCT	2.42	
2026	PRIVATE AHF RM 2	18.57	TYP. AHF PRIVATE RM 2
2026A	PRIVATE AHF WR 2	5.13	
2031	ALCOVE STRETCHER	5.17	
2035	ELEC RM	7.93	
2046	GYMNASIUM	59.76	
2047	EQUIPMENT STORAGE	5.89	
2048	BALCONY	17.55	
2049	DINING	97.90	
2050	DIET HSKG	5.59	
2051	STAFF WR	5.09	
2052	SERVERY	40.67	
2053	UNIV WR	11.11	
2054	STAFF RM	28.71	
2055	MENS CHANGEROOM	7.28	
2056	STAFF WR	4.17	
2057	WOMENS CHANGEROOM	11.68	
2059	EQUIPMENT STORAGE	24.62	
2060	QUIET RM	18.42	
2061	NOURISHMENT	12.93	
2062	PATIENT WR	6.30	
2063	VESTIBULE	6.30	
2064	TUB RM	24.40	
2065	NOURISHMENT	12.93	
2066	QUIET RM	18.42	
2067	EQUIPMENT STORAGE	24.62	
2068	TEAM RM	33.75	
2069	TUB RM	24.40	
2070	VESTIBULE	6.30	
2071	PATIENT WR	6.30	
2073	TEAM RM ALLIED HEALTH	17.32	
2074	SHARED OFFICE	17.08	
2075	OFFICE	18.29	
2076	SERVICE LOBBY	14.21	
2077	LAUNDRY CHUTE	5.91	
2078	UNIV WR	11.11	
2079	STAFF WR	5.09	
2080	DIET HSKG	5.59	
2081	DINING	97.90	
2087	GYMNASIUM	59.76	
2088	BALCONY	17.55	
2089	EQUIPMENT STORAGE	5.89	
2095	ELEC RM	7.93	
2098	ALCOVE STRETCHER	5.17	
2104	ALCOVE POCT	2.42	
2108	CONSULTATION RM	13.64	
2109	SOILED UTILITY	12.13	
2112	NURSE STATION	12.62	
2113	STORAGE	12.27	
2114	HSKG	4.84	
2115	ALCOVE LINEN	2.01	
2123	THERAPY/ MULTI-PURPOSE ROOM	51.51	
2124	BALCONY	18.41	
2125	ALCOVE EMERGENCY EQUIPMENT	3.97	
2126	PUBLIC WR	4.47	
2127	CLEAN SUPPLY RM	16.17	

NO DRAWING DIVISION SHALL BE VIEWED INDEPENDENTLY. CONTRACTOR AND ALL SUB CONTRACTORS TO REVIEW AND BE FAMILIAR WITH ENTIRE DRAWING SET.

Revisions

No.:	For:	Date:

CITY	SITE PLAN APPROVAL	11.28.2024
MINISTRY	LTC PRELIMINARY PLAN SUBMISSION	10.28.2024
To (erse)	For:	Date:

Issue Table

Note:

CONTRACTOR SHALL CHECK AND VERIFY ALL DIMENSIONS AND CONDITIONS AND SHALL REPORT ANY DISCREPANCIES TO THE ARCHITECT BEFORE PROCEEDING WITH WORK. DO NOT SCALE DRAWINGS.

CONTRACTORS AND SUBCONTRACTORS SHALL USE THIS DRAWING IN CONJUNCTION WITH OTHER DISCIPLINARY ENGINEER DRAWINGS AND TENANT FIT-UP DRAWINGS.

THIS DRAWING SHALL NOT BE USED FOR CONSTRUCTION PURPOSE UNTIL ISSUED FOR CONSTRUCTION BY DESIGN PROFESSIONAL UNDER ISSUE COLUMN.

CONTRACT DOCUMENTS ARE THE COPYRIGHT OF THE CONSULTANTS AND SHALL NOT BE USED OR REPRODUCED WITHOUT AUTHORIZATION BY THE CONSULTANTS.

ALL DRAWINGS ARE TO BE REVIEWED AS A FULL PACKAGE SET.

Design Sign-Off

PRINT NAME:

CLIENT SIGNATURE:

DATE:

ARCHITECT SIGNATURE:

DATE:

Seal: ONTARIO ASSOCIATION OF ARCHITECTS SAM M. ESPOSTO LICENCE 5726

North Arrow: NORTH

Architect:

SAM ESPOSTO ARCHITECT INC.
548 UPPER JAMES ST, HAMILTON, ON, L9C 2Y4
T. 905.383.7500 F. 905.383.5700

Owner:

Project:

OAK VALLEY HEALTH
LONG TERM CARE
4 Campbell Drive,
Uxbridge, Ontario

Drawing Title:

SECOND FLOOR PLAN

ALTERNATIVE HEALTH FACILITIES (AHF)

Drawn By:	MG	Scale:	1:100
Checked By:	SE	Plot Date:	2024.11.26
Project Date:	OCTOBER 2024		
Project No.	24-107		
Drawing No.	A202	Sheet version.	0

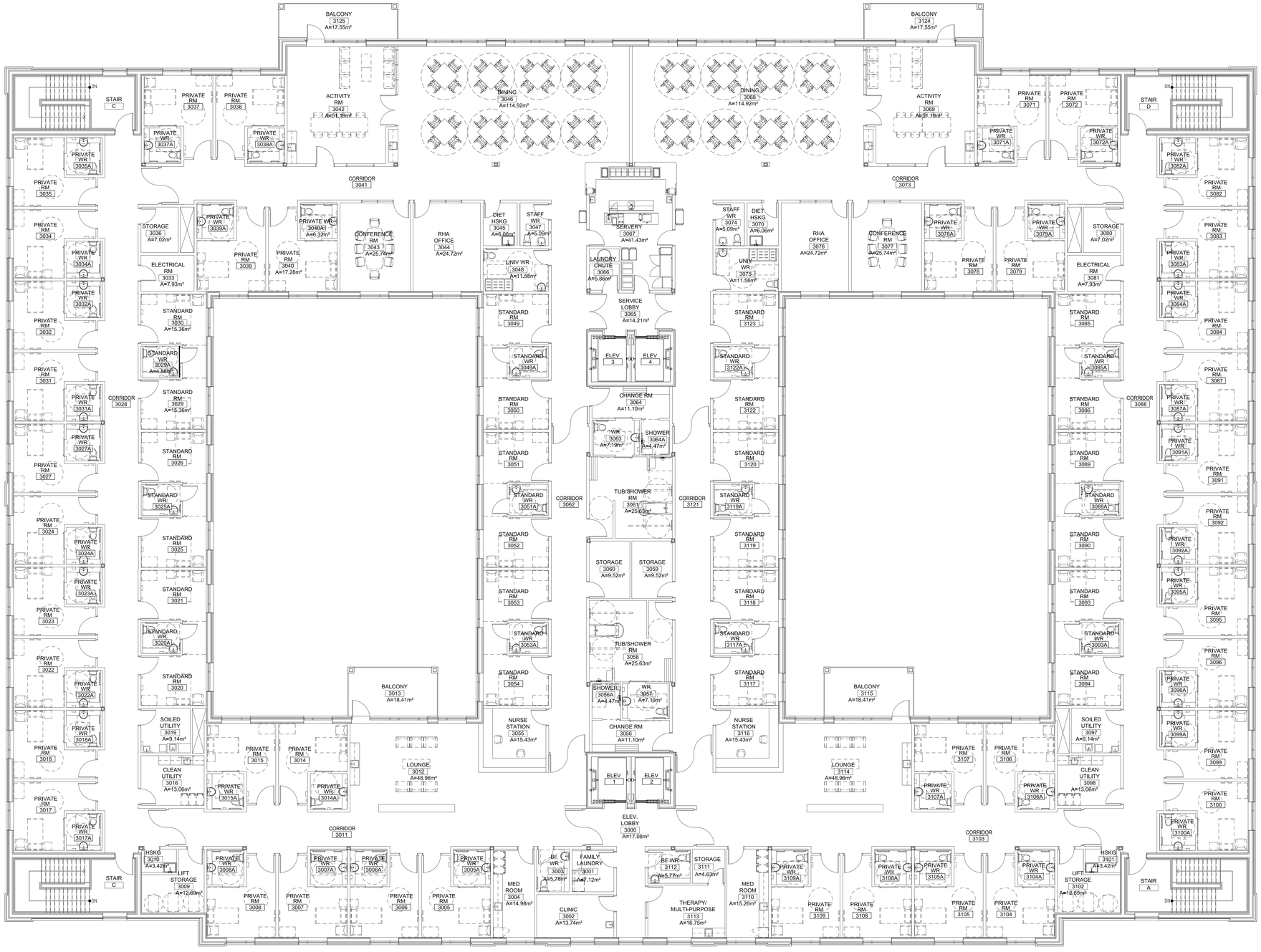

LEVEL 3-5 SPACE CHART

ROOM#	ROOM NAME	AREA
3000	ELEV. LOBBY	A=17.08m²
3001	FAMILY LAUNDRY	A=7.12m²
3002	CLINIC	A=13.74m²
3003	BF WR	A=5.78m²
3004	MED ROOM	A=14.98m²
3009	LIFT STORAGE	A=12.69m²
3010	HSKG	A=3.42m²
3012	LOUNGE	A=48.96m²
3013	BALCONY	A=18.41m²
3016	CLEAN UTILITY	A=13.06m²
3019	SOILED UTILITY	A=9.14m²
3029	STANDARD RM	A=15.36m²
3029A	STANDARD WR	A=4.88m²
3030	STANDARD RM	A=15.36m²
3033	ELECTRICAL RM	A=7.93m²
3036	STORAGE	A=7.02m²
3040	PRIVATE RM	A=17.28m²
3040A	PRIVATE WR	A=6.32m²
3042	ACTIVITY RM	A=51.19m²
3043	CONFERENCE RM	A=25.74m²
3044	RHA OFFICE	A=24.72m²
3045	DIET HSKG	A=6.06m²
3046	DINING	A=114.92m²
3047	STAFF WR	A=5.09m²
3048	UNIV WR	A=11.58m²
3055	NURSE STATION	A=15.43m²
3056	CHANGE RM	A=11.10m²
3056A	SHOWER	A=4.47m²
3057	WR	A=7.19m²
3058	TUB/SHOWER RM	A=25.63m²
3059	STORAGE	A=9.52m²
3060	STORAGE	A=9.52m²
3061	TUB/SHOWER RM	A=25.63m²
3063	WR	A=7.19m²
3064	CHANGE RM	A=11.10m²
3064A	SHOWER	A=4.47m²
3065	SERVICE LOBBY	A=14.21m²
3066	LAUNDRY CHUTE	A=5.86m²
3067	SERVERY	A=41.43m²
3068	DINING	A=114.92m²
3069	ACTIVITY RM	A=51.19m²
3070	DIET HSKG	A=6.06m²
3074	STAFF WR	A=5.09m²
3075	UNIV WR	A=11.58m²
3076	RHA OFFICE	A=24.72m²
3077	CONFERENCE RM	A=25.74m²
3080	STORAGE	A=7.02m²
3081	ELECTRICAL RM	A=7.93m²
3097	SOILED UTILITY	A=9.14m²
3098	CLEAN UTILITY	A=13.06m²
3101	HSKG	A=3.42m²
3102	LIFT STORAGE	A=12.69m²
3110	MED ROOM	A=15.26m²
3111	STORAGE	A=4.63m²
3112	BF WR	A=5.77m²
3113	THERAPY/ MULTI-PURPOSE	A=16.75m²
3114	LOUNGE	A=48.96m²
3115	BALCONY	A=18.41m²
3116	NURSE STATION	A=15.43m²
3124	BALCONY	A=17.55m²
3125	BALCONY	A=17.55m²

NO DRAWING DIVISION SHALL BE VIEWED INDEPENDENTLY. CONTRACTOR AND ALL SUB CONTRACTORS TO REVIEW AND BE FAMILIAR WITH ENTIRE DRAWING SET.

Revisions

No.:	For:	Date:
CITY	SITE PLAN APPROVAL	11.28.2024
MINISTRY	LTC PRELIMINARY PLAN SUBMISSION	10.28.2024
To (erase)	For:	Date:

Issue Table

Note:

CONTRACTOR SHALL CHECK AND VERIFY ALL DIMENSIONS AND CONTRACTOR SHALL REPORT ANY DISCREPANCIES TO THE ARCHITECT BEFORE PROCEEDING WITH WORK. DO NOT SCALE DRAWINGS.

CONTRACTORS AND SUBCONTRACTORS SHALL USE THIS DRAWING IN CONJUNCTION WITH OTHER DISCIPLINARY ENGINEER DRAWINGS AND TENANT FIT-UP DRAWINGS.

THIS DRAWING SHALL NOT BE USED FOR CONSTRUCTION PURPOSE UNTIL ISSUED FOR CONSTRUCTION BY DESIGN PROFESSIONAL UNDER ISSUE COLUMN.

CONTRACT DOCUMENTS ARE THE COPYRIGHT OF THE CONSULTANTS AND SHALL NOT BE USED OR REPRODUCED WITHOUT AUTHORIZATION BY THE CONSULTANTS.

ALL DRAWINGS ARE TO BE REVIEWED AS A FULL PACKAGE SET.

Design Sign-Off

PRINT NAME:

CLIENT SIGNATURE:

DATE:

ARCHITECT SIGNATURE:

DATE:

Seal: ONTARIO ASSOCIATION OF ARCHITECTS — SAM M. ESPOSTO LICENCE 5726

North Arrow: NORTH

Architect:

SAM ESPOSTO | ARCHITECT INC.
548 UPPER JAMES ST. HAMILTON, ON. L9C 2Y4
T. 905.383.7500 F. 905.383.5700

Owner:

Project:

OAK VALLEY HEALTH
LONG TERM CARE
4 Campbell Drive,
Uxbridge, Ontario

Drawing Title:

THIRD FLOOR PLAN

Drawn By:	MG	Scale:	1:100
Checked By:	SE	Plot Date:	2024.11.25
Project Date:	OCTOBER 2024		
Project No.	24-107		
Drawing No.	A203	Sheet version.	0

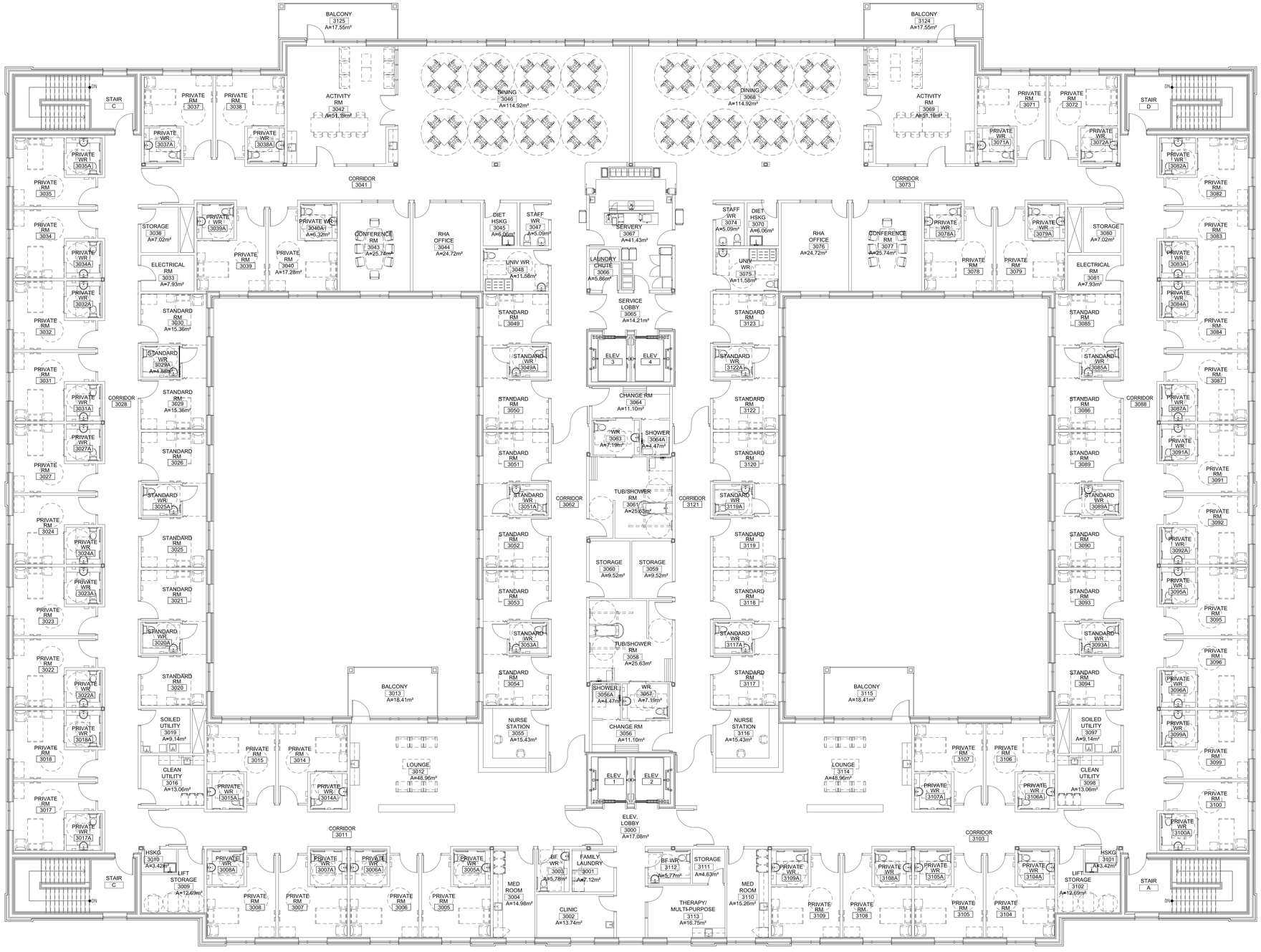

LEVEL 3–5 SPACE CHART

ROOM#	ROOM NAME	AREA
3000	ELEV. LOBBY	A=17.08m²
3001	FAMILY LAUNDRY	A=7.12m²
3002	CLINIC	A=13.74m²
3003	BF WR	A=5.78m²
3004	MED ROOM	A=14.98m²
3009	LIFT STORAGE	A=12.69m²
3010	HSKG	A=3.42m²
3012	LOUNGE	A=48.96m²
3013	BALCONY	A=18.41m²
3016	CLEAN UTILITY	A=13.06m²
3019	SOILED UTILITY	A=9.14m²
3029	STANDARD RM	A=15.36m²
3029A	STANDARD WR	A=4.88m²
3030	STANDARD RM	A=15.36m²
3033	ELECTRICAL RM	A=7.93m²
3036	STORAGE	A=7.02m²
3040	PRIVATE RM	A=17.28m²
3040A	PRIVATE WR	A=6.32m²
3042	ACTIVITY RM	A=51.19m²
3043	CONFERENCE RM	A=25.74m²
3044	RHA OFFICE	A=24.72m²
3045	DIET HSKG	A=6.06m²
3046	DINING	A=114.92m²
3047	STAFF WR	A=5.09m²
3048	UNIV WR	A=11.58m²
3055	NURSE STATION	A=15.43m²
3056	CHANGE RM	A=11.10m²
3056A	SHOWER	A=4.47m²
3057	WR	A=7.19m²
3058	TUB/SHOWER RM	A=25.63m²
3059	STORAGE	A=9.52m²
3060	STORAGE	A=9.52m²
3061	TUB/SHOWER RM	A=25.63m²
3063	WR	A=7.19m²
3064	CHANGE RM	A=11.10m²
3064A	SHOWER	A=4.47m²
3065	SERVICE LOBBY	A=14.21m²
3066	LAUNDRY CHUTE	A=5.86m²
3067	SERVERY	A=41.43m²
3068	DINING	A=114.92m²
3069	ACTIVITY RM	A=51.19m²
3070	DIET HSKG	A=6.06m²
3074	STAFF WR	A=5.09m²
3075	UNIV WR	A=11.58m²
3076	RHA OFFICE	A=24.72m²
3077	CONFERENCE RM	A=25.74m²
3080	STORAGE	A=7.02m²
3081	ELECTRICAL RM	A=7.93m²
3097	SOILED UTILITY	A=9.14m²
3098	CLEAN UTILITY	A=13.06m²
3101	HSKG	A=3.42m²
3102	LIFT STORAGE	A=12.69m²
3110	MED ROOM	A=15.26m²
3111	STORAGE	A=4.63m²
3112	BF WR	A=5.77m²
3113	THERAPY/ MULTI-PURPOSE	A=16.75m²
3114	LOUNGE	A=48.96m²
3115	BALCONY	A=18.41m²
3116	NURSE STATION	A=15.43m²
3124	BALCONY	A=17.55m²
3125	BALCONY	A=17.55m²

NO DRAWING DIVISION SHALL BE VIEWED INDEPENDENTLY. CONTRACTOR AND ALL SUB CONTRACTORS TO REVIEW AND BE FAMILIAR WITH ENTIRE DRAWING SET.

Revisions

No.:	For:	Date:
CITY	SITE PLAN APPROVAL	11.28.2024
MINISTRY	LTC PRELIMINARY PLAN SUBMISSION	10.28.2024
To (erse)	For:	Date:

Issue Table

Note:

CONTRACTOR SHALL CHECK AND VERIFY ALL DIMENSIONS AND CONTRACTOR SHALL REPORT ANY DISCREPANCIES TO THE ARCHITECT BEFORE PROCEEDING WITH WORK. DO NOT SCALE DRAWINGS.

CONTRACTORS AND SUBCONTRACTORS SHALL USE THIS DRAWING IN CONJUNCTION WITH OTHER DISCIPLINARY ENGINEER DRAWINGS AND TENANT FIT-UP DRAWINGS.

THIS DRAWING SHALL NOT BE USED FOR CONSTRUCTION PURPOSE UNTIL ISSUED FOR CONSTRUCTION BY DESIGN PROFESSIONAL UNDER ISSUE COLUMN.

CONTRACT DOCUMENTS ARE THE COPYRIGHT OF THE CONSULTANTS AND SHALL NOT BE USED OR REPRODUCED WITHOUT AUTHORIZATION BY THE CONSULTANTS.

ALL DRAWINGS ARE TO BE REVIEWED AS A FULL PACKAGE SET.

Design Sign-Off

PRINT NAME:

CLIENT SIGNATURE:

DATE:

ARCHITECT SIGNATURE:

DATE:

Seal: ONTARIO ASSOCIATION OF ARCHITECTS — SAM M. ESPOSTO LICENCE 5726

North Arrow: NORTH

Architect:

SAM ESPOSTO | ARCHITECT INC.
548 UPPER JAMES ST. HAMILTON, ON. L9C 2Y4
T. 905.383.7500 F. 905.383.5700

Owner:

Project:

OAK VALLEY HEALTH
LONG TERM CARE
4 Campbell Drive,
Uxbridge, Ontario

Drawing Title:

FOURTH FLOOR PLAN

Drawn By:	MG	Scale:	1:100
Checked By:	SE	Plot Date:	2024.11.25
Project Date:	OCTOBER 2024		
Project No.	24-107		
Drawing No.	A204	Sheet version.	0

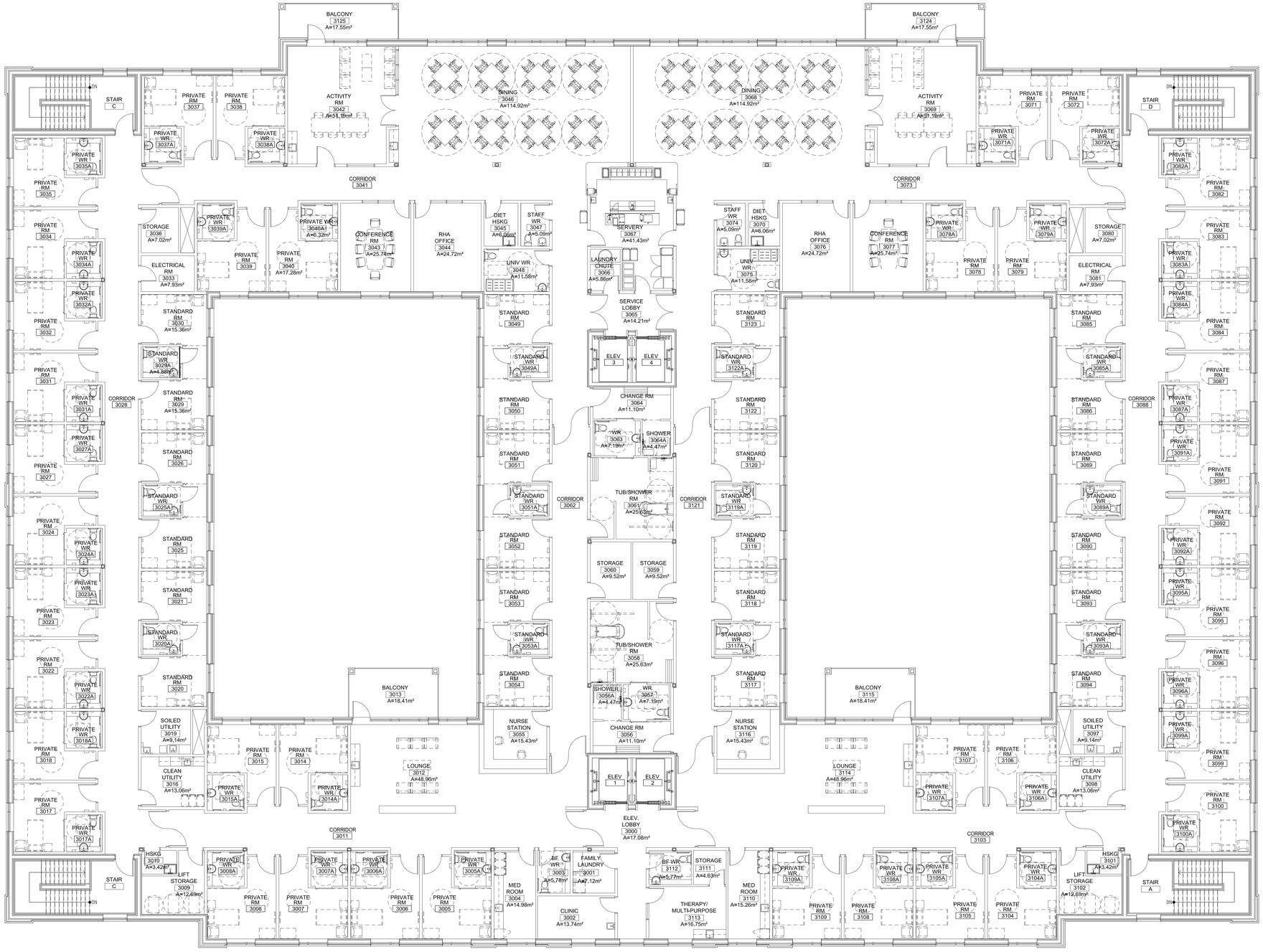

LEVEL 3–5 SPACE CHART

ROOM#	ROOM NAME	AREA
3000	ELEV. LOBBY	A=17.08m²
3001	FAMILY LAUNDRY	A=7.12m²
3002	CLINIC	A=13.74m²
3003	BF WR	A=5.78m²
3004	MED ROOM	A=14.98m²
3009	LIFT STORAGE	A=12.69m²
3010	HSKG	A=3.42m²
3012	LOUNGE	A=48.96m²
3013	BALCONY	A=18.41m²
3016	CLEAN UTILITY	A=13.06m²
3019	SOILED UTILITY	A=9.14m²
3029	STANDARD RM	A=15.36m²
3029A	STANDARD WR	A=4.88m²
3030	STANDARD RM	A=15.36m²
3033	ELECTRICAL RM	A=7.93m²
3036	STORAGE	A=7.02m²
3040	PRIVATE RM	A=17.28m²
3040A	PRIVATE WR	A=6.32m²
3042	ACTIVITY RM	A=51.19m²
3043	CONFERENCE RM	A=25.74m²
3044	RHA OFFICE	A=24.72m²
3045	DIET HSKG	A=6.06m²
3046	DINING	A=114.92m²
3047	STAFF WR	A=5.09m²
3048	UNIV WR	A=11.58m²
3055	NURSE STATION	A=15.43m²
3056	CHANGE RM	A=11.10m²
3056A	SHOWER	A=4.47m²
3057	WR	A=7.19m²
3058	TUB/SHOWER RM	A=25.63m²
3059	STORAGE	A=9.52m²
3060	STORAGE	A=9.52m²
3061	TUB/SHOWER RM	A=25.63m²
3063	WR	A=7.19m²
3064	CHANGE RM	A=11.10m²
3064A	SHOWER	A=4.47m²
3065	SERVICE LOBBY	A=14.21m²
3066	LAUNDRY CHUTE	A=5.86m²
3067	SERVERY	A=41.43m²
3068	DINING	A=114.92m²
3069	ACTIVITY RM	A=51.19m²
3070	DIET HSKG	A=6.06m²
3074	STAFF WR	A=5.09m²
3075	UNIV WR	A=11.58m²
3076	RHA OFFICE	A=24.72m²
3077	CONFERENCE RM	A=25.74m²
3080	STORAGE	A=7.02m²
3081	ELECTRICAL RM	A=7.93m²
3097	SOILED UTILITY	A=9.14m²
3098	CLEAN UTILITY	A=13.06m²
3101	HSKG	A=3.42m²
3102	LIFT STORAGE	A=12.69m²
3110	MED ROOM	A=15.26m²
3111	STORAGE	A=4.63m²
3112	BF WR	A=5.77m²
3113	THERAPY/ MULTI-PURPOSE	A=16.75m²
3114	LOUNGE	A=48.96m²
3115	BALCONY	A=18.41m²
3116	NURSE STATION	A=15.43m²
3124	BALCONY	A=17.55m²
3125	BALCONY	A=17.55m²

NO DRAWING DIVISION SHALL BE VIEWED INDEPENDENTLY. CONTRACTOR AND ALL SUB CONTRACTORS TO REVIEW AND BE FAMILIAR WITH ENTIRE DRAWING SET.

Revisions

No.:	For:	Date:
CITY	SITE PLAN APPROVAL	11.28.2024
MINISTRY	LTC PRELIMINARY PLAN SUBMISSION	10.28.2024
To (erse)	For:	Date:

Issue Table

Note:

CONTRACTOR SHALL CHECK AND VERIFY ALL DIMENSIONS AND CONTRACTOR SHALL REPORT ANY DISCREPANCIES TO THE ARCHITECT BEFORE PROCEEDING WITH WORK. DO NOT SCALE DRAWINGS.

CONTRACTORS AND SUBCONTRACTORS SHALL USE THIS DRAWING IN CONJUNCTION WITH OTHER DISCIPLINARY ENGINEER DRAWINGS AND TENANT FIT-UP DRAWINGS.

THIS DRAWING SHALL NOT BE USED FOR CONSTRUCTION PURPOSE UNTIL ISSUED FOR CONSTRUCTION BY DESIGN PROFESSIONAL UNDER ISSUE COLUMN.

CONTRACT DOCUMENTS ARE THE COPYRIGHT OF THE CONSULTANTS AND SHALL NOT BE USED OR REPRODUCED WITHOUT AUTHORIZATION BY THE CONSULTANTS.

ALL DRAWINGS ARE TO BE REVIEWED AS A FULL PACKAGE SET.

Design Sign-Off

PRINT NAME:

CLIENT SIGNATURE:

DATE:

ARCHITECT SIGNATURE:

DATE:

Seal: ONTARIO ASSOCIATION OF ARCHITECTS — SAM M. ESPOSTO — LICENCE 5726

North Arrow: NORTH

Architect:

SAM ESPOSTO | ARCHITECT INC.

548 UPPER JAMES ST. HAMILTON, ON. L9C 2Y4
T. 905.383.7500 F. 905.383.5700

Owner:

Project:

OAK VALLEY HEALTH
LONG TERM CARE
4 Campbell Drive,
Uxbridge, Ontario

Drawing Title:

FIFTH FLOOR PLAN

Drawn By:	MG	Scale:	1:100
Checked By:	SE	Plot Date:	2024.11.25
Project Date:	OCTOBER 2024		
Project No.	24-107		
Drawing No.	A205	Sheet version.	0

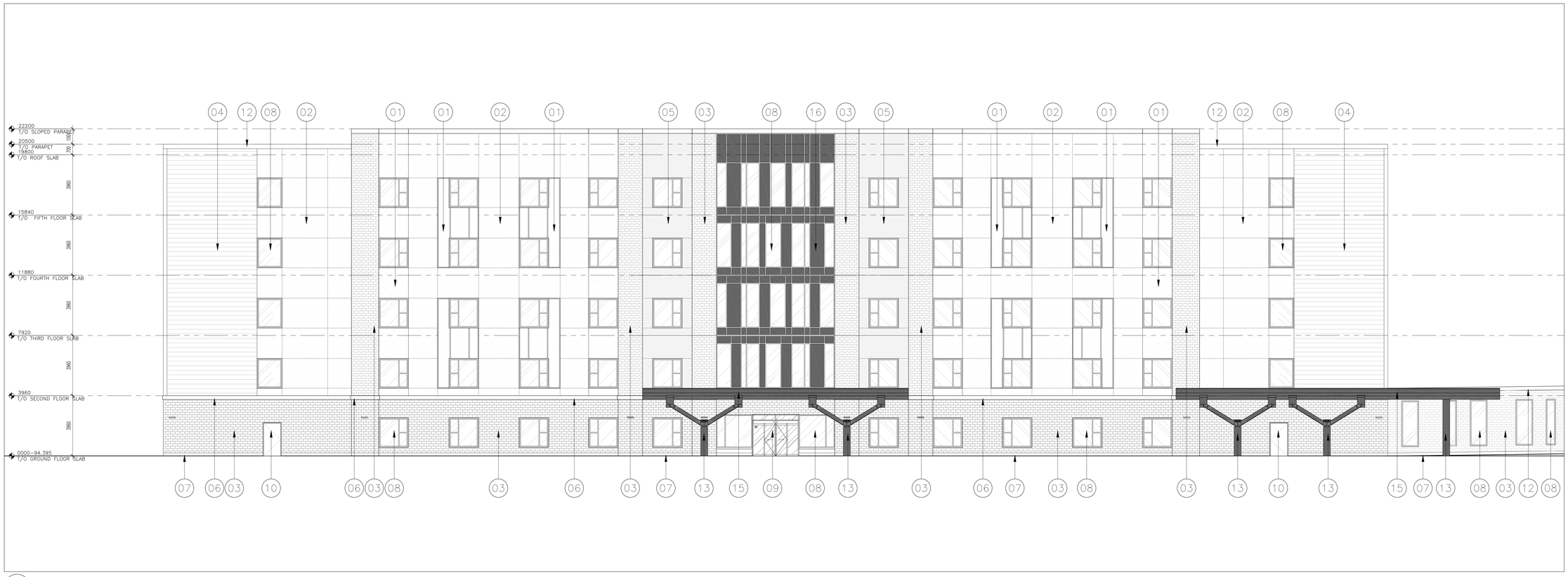

1 A300 SOUTH ELEVATION
1:100

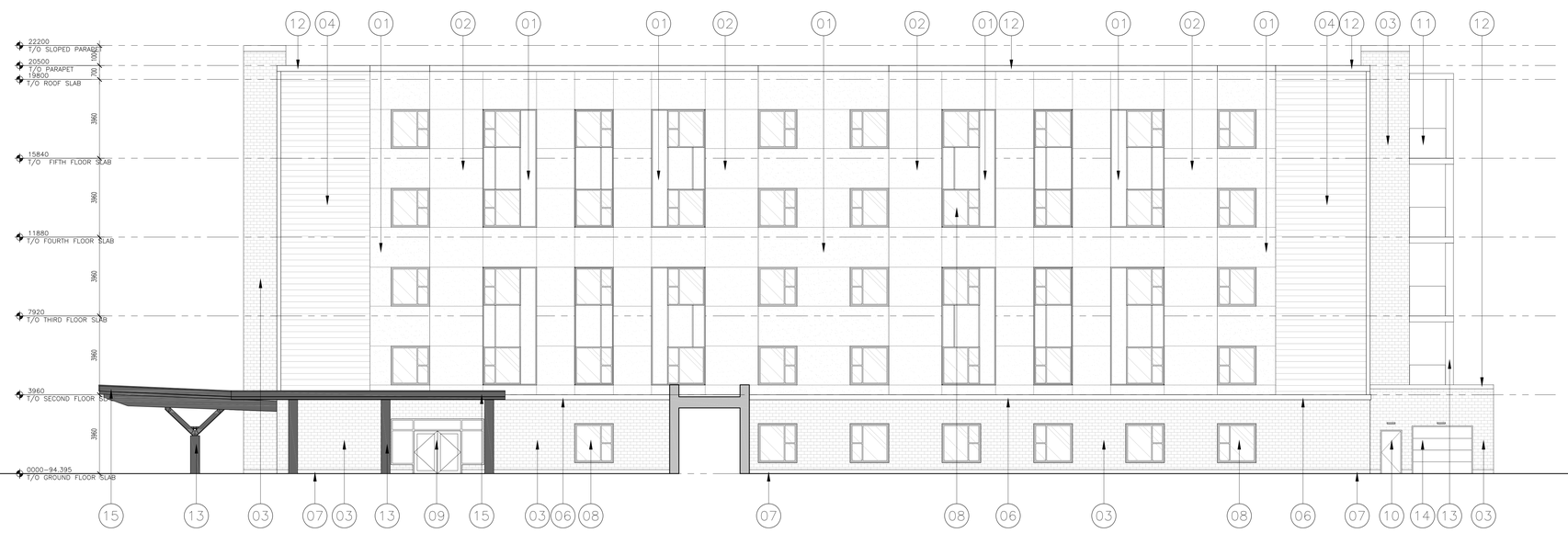

2 A300 WEST ELEVATION
1:100

LEGEND:

SYMBOL	DESCRIPTION
01	DARK GRAY STUCCO
02	LIGHT GRAY STUCCO
03	BEIGE BRICK
04	CHARCOAL METAL SIDING
05	BRONZE METAL SIDING
06	CONCRETE TRIM
07	CONCRETE BASE TRIM
08	GLASS WINDOW
09	GLASS DOOR
10	HOLLOW METAL DOOR
11	RAILING
12	PARAPET
13	COLUMN
14	GARAGE DOOR
15	CANOPY
16	CHARCOAL SPANDREL

NO DRAWING DIVISION SHALL BE VIEWED INDEPENDENTLY. CONTRACTOR AND ALL SUB CONTRACTORS TO REVIEW AND BE FAMILIAR WITH ENTIRE DRAWING SET.

Revisions

No.:	For:	Date:
CITY	SITE PLAN APPROVAL	11.28.2024
MINISTRY	LTC PRELIMINARY PLAN SUBMISSION	10.28.2024
To (erase)	For:	Date:

Issue Table

Note:

CONTRACTOR SHALL CHECK AND VERIFY ALL DIMENSIONS AND CONTRACTOR SHALL REPORT ANY DISCREPANCIES TO THE ARCHITECT BEFORE PROCEEDING WITH WORK. DO NOT SCALE DRAWINGS.

CONTRACTORS AND SUBCONTRACTORS SHALL USE THIS DRAWING IN CONJUNCTION WITH OTHER DISCIPLINARY ENGINEER DRAWINGS AND TENANT FIT-UP DRAWINGS.

THIS DRAWING SHALL NOT BE USED FOR CONSTRUCTION PURPOSE UNTIL ISSUED FOR CONSTRUCTION BY DESIGN PROFESSIONAL UNDER ISSUE COLUMN.

CONTRACT DOCUMENTS ARE THE COPYRIGHT OF THE CONSULTANTS AND SHALL NOT BE USED OR REPRODUCED WITHOUT AUTHORIZATION BY THE CONSULTANTS.

ALL DRAWINGS ARE TO BE REVIEWED AS A FULL PACKAGE SET.

Design Sign-Off

PRINT NAME:

CLIENT SIGNATURE:

DATE:

ARCHITECT SIGNATURE:

DATE:

Seal:

ONTARIO ASSOCIATION OF ARCHITECTS
SAM M. ESPOSTO
LICENCE
5726

North Arrow:

SITE PLAN
NORTH
NORTH

Architect:

SAM ESPOSTO | ARCHITECT INC.
548 UPPER JAMES ST., HAMILTON, ON. L9C 2Y4
T. 905.383.7500 F. 905.383.5700

Owner:

Project:

OAK VALLEY HEALTH
LONG TERM CARE
4 Campbell Drive,
Uxbridge, Ontario

Drawing Title:

ELEVATIONS

Drawn By:	MG	Scale:	1:100
Checked By:	SE	Plot Date:	2024.11.28
Project Date:	OCTOBER 2024		
Project No.	24-107		
Drawing No.	A300	Sheet version.	0

1 A301 NORTH ELEVATION
1:100

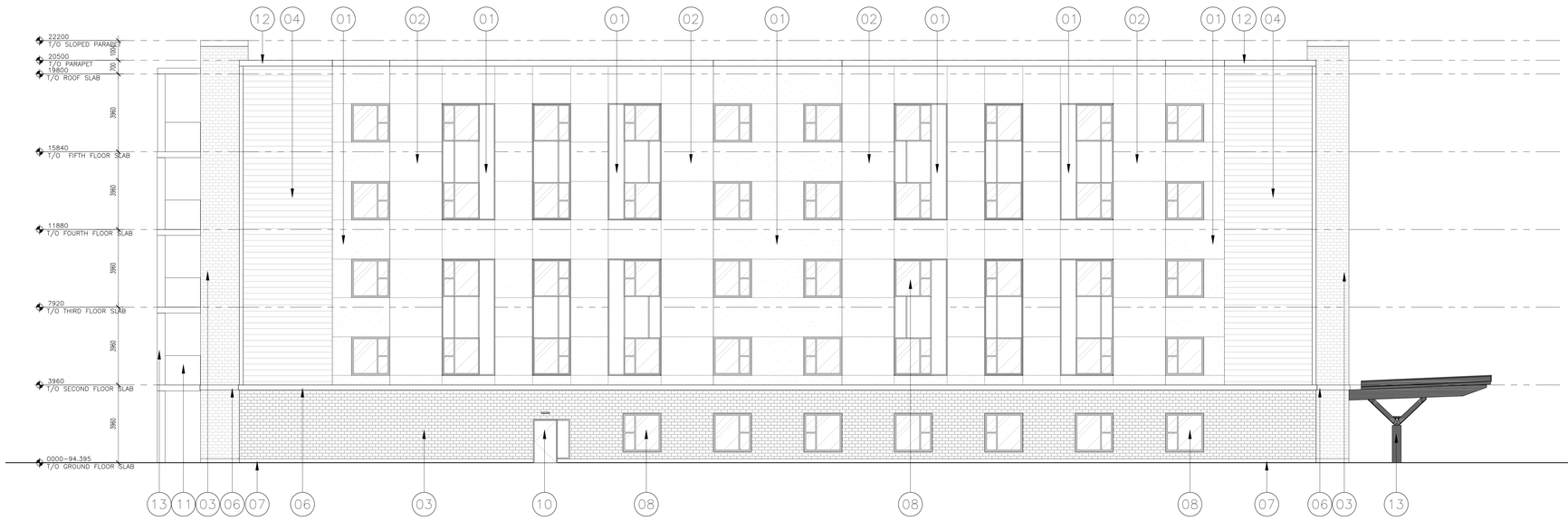

2 A301 EAST ELEVATION
1:100

LEGEND:

SYMBOL	DESCRIPTION
01	DARK GRAY STUCCO
02	LIGHT GRAY STUCCO
03	BEIGE BRICK
04	CHARCOAL METAL SIDING
05	BRONZE METAL SIDING
06	CONCRETE TRIM
07	CONCRETE BASE TRIM
08	GLASS WINDOW
09	GLASS DOOR
10	HOLLOW METAL DOOR
11	RAILING
12	PARAPET
13	COLUMN
14	GARAGE DOOR
15	CANOPY
16	CHARCOAL SPANDREL

NO DRAWING DIVISION SHALL BE VIEWED INDEPENDENTLY. CONTRACTOR AND ALL SUB CONTRACTORS TO REVIEW AND BE FAMILIAR WITH ENTIRE DRAWING SET.

Revisions

No.:	For:	Date:
CITY	SITE PLAN APPROVAL	11.28.2024
MINISTRY	LTC PRELIMINARY PLAN SUBMISSION	10.28.2024
To (erse)	For:	Date:

Issue Table

Note:

CONTRACTOR SHALL CHECK AND VERIFY ALL DIMENSIONS AND CONTRACTOR SHALL REPORT ANY DISCREPANCIES TO THE ARCHITECT BEFORE PROCEEDING WITH WORK. DO NOT SCALE DRAWINGS.

CONTRACTORS AND SUBCONTRACTORS SHALL USE THIS DRAWING IN CONJUNCTION WITH OTHER DISCIPLINARY ENGINEER DRAWINGS AND TENANT FIT-UP DRAWINGS.

THIS DRAWING SHALL NOT BE USED FOR CONSTRUCTION PURPOSE UNTIL ISSUED FOR CONSTRUCTION BY DESIGN PROFESSIONAL UNDER ISSUE COLUMN.

CONTRACT DOCUMENTS ARE THE COPYRIGHT OF THE CONSULTANTS AND SHALL NOT BE USED OR REPRODUCED WITHOUT AUTHORIZATION BY THE CONSULTANTS.

ALL DRAWINGS ARE TO BE REVIEWED AS A FULL PACKAGE SET.

Design Sign-Off

PRINT NAME:

CLIENT SIGNATURE:

DATE:

ARCHITECT SIGNATURE:

DATE:

Seal:

ONTARIO ASSOCIATION OF ARCHITECTS
SAM M. ESPOSTO
LICENCE
5726

North Arrow:

SITE PLAN
PROJECTION
NORTH

Architect:

SAM ESPOSTO | ARCHITECT INC.
548 UPPER JAMES ST, HAMILTON, ON, L9C 2Y4
T. 905.383.7500 F. 905.383.5700

Owner:

Project:

OAK VALLEY HEALTH
LONG TERM CARE
4 Campbell Drive,
Uxbridge, Ontario

Drawing Title:

ELEVATIONS

Drawn By:	MG	Scale:	1:100
Checked By:	SE	Plot Date:	2024.11.28
Project Date:	OCTOBER 2024		
Project No.	24-107		
Drawing No.	A301	Sheet version.	0



1 A302 COURTYARD A – EAST ELEVATION
1:100

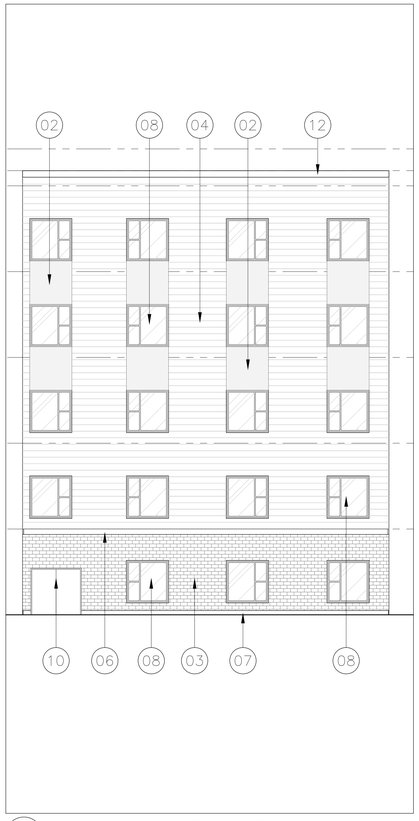

1 A302 COURTYARD A – NORTH ELEVATION
1:100

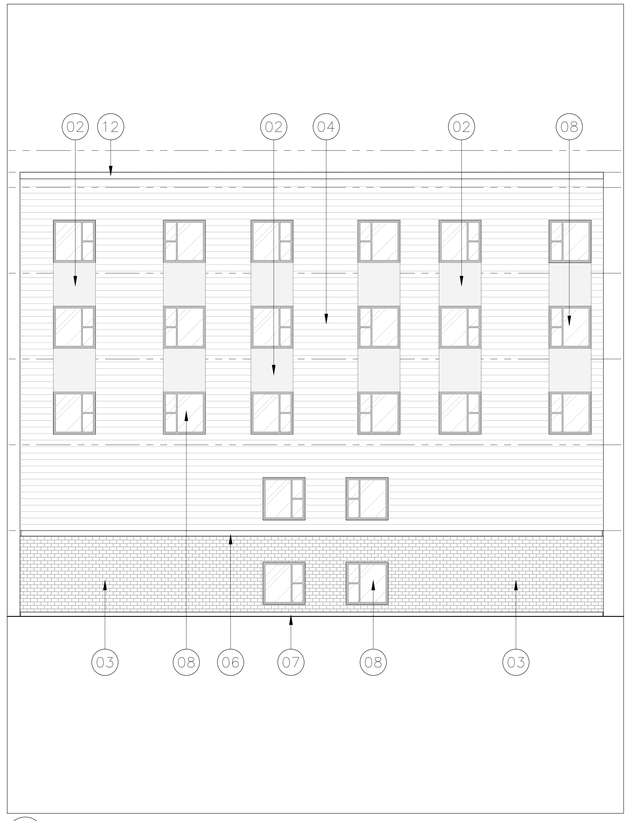

1 A302 COURTYARD A – WEST ELEVATION
1:100

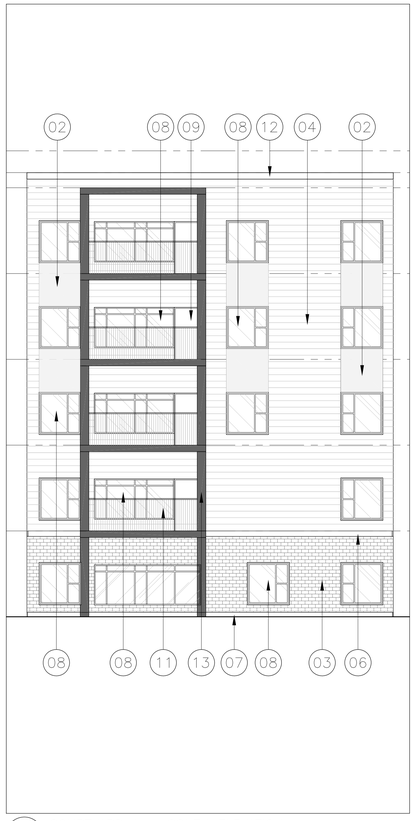

1 A302 COURTYARD A – SOUTH ELEVATION
1:100

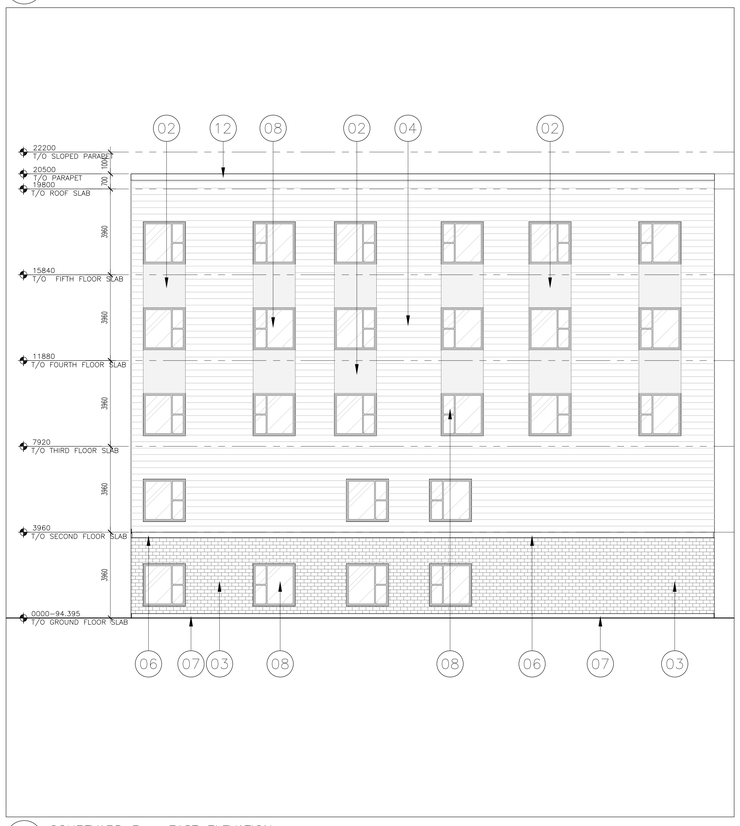

1 A302 COURTYARD B – EAST ELEVATION
1:100

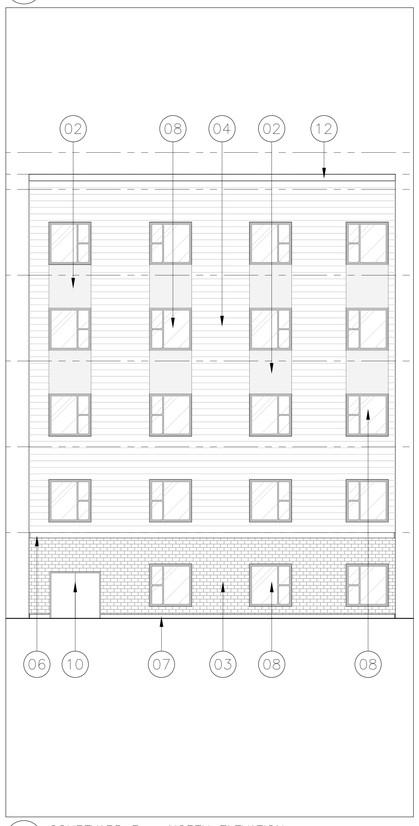

1 A302 COURTYARD B – NORTH ELEVATION
1:100

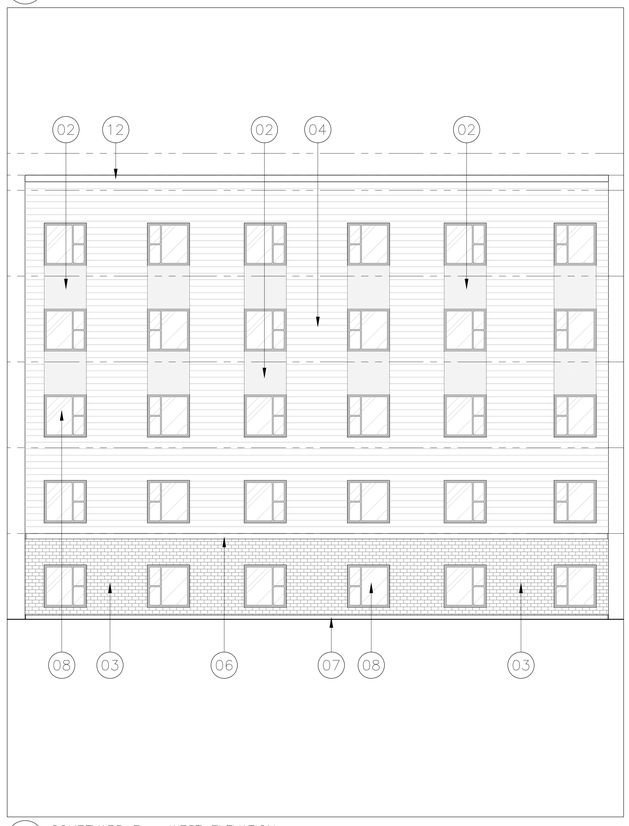

1 A302 COURTYARD B – WEST ELEVATION
1:100

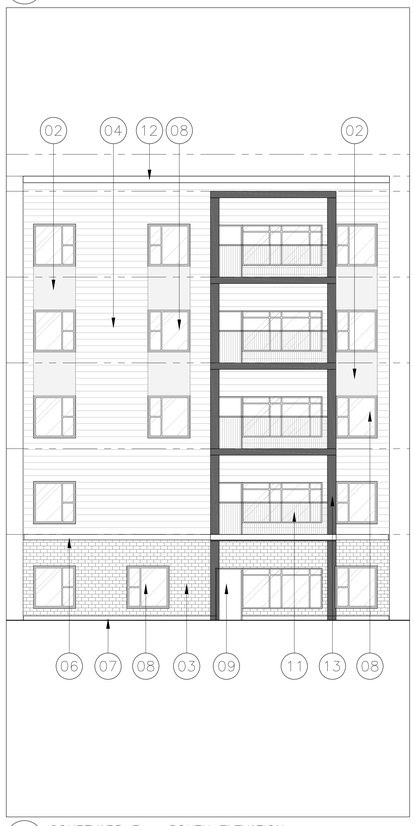

1 A302 COURTYARD B – SOUTH ELEVATION
1:100

NO DRAWING DIVISION SHALL BE VIEWED INDEPENDENTLY. CONTRACTOR AND ALL SUB CONTRACTORS TO REVIEW AND BE FAMILIAR WITH ENTIRE DRAWING SET.

Revisions

No.:	For:	Date:
CITY	SITE PLAN APPROVAL	11.28.2024
MINISTRY	LTC PRELIMINARY PLAN SUBMISSION	10.28.2024
To (erase)	For:	Date:

Issue Table

Note:

CONTRACTOR SHALL CHECK AND VERIFY ALL DIMENSIONS AND CONTRACTOR SHALL REPORT ANY DISCREPANCIES TO THE ARCHITECT BEFORE PROCEEDING WITH WORK. DO NOT SCALE DRAWINGS.

CONTRACTORS AND SUBCONTRACTORS SHALL USE THIS DRAWING IN CONJUNCTION WITH OTHER DISCIPLINARY ENGINEER DRAWINGS AND TENANT FIT-UP DRAWINGS.

THIS DRAWING SHALL NOT BE USED FOR CONSTRUCTION PURPOSE UNTIL ISSUED FOR CONSTRUCTION BY DESIGN PROFESSIONAL UNDER ISSUE COLUMN.

CONTRACT DOCUMENTS ARE THE COPYRIGHT OF THE CONSULTANTS AND SHALL NOT BE USED OR REPRODUCED WITHOUT AUTHORIZATION BY THE CONSULTANTS.

ALL DRAWINGS ARE TO BE REVIEWED AS A FULL PACKAGE SET.

Design Sign-Off

PRINT NAME:

CLIENT SIGNATURE:

DATE:

ARCHITECT SIGNATURE:

DATE:

Seal:

ONTARIO ASSOCIATION OF ARCHITECTS
SAM M. ESPOSTO
LICENCE 5726

North Arrow:

TRUE NORTH
PROJECT NORTH
NORTH

Architect:

SAM ESPOSTO | ARCHITECT INC.
548 UPPER JAMES ST., HAMILTON, ON. L9C 2Y4
T. 905.383.7500 F. 905.383.5700

Owner:

Project:

OAK VALLEY HEALTH
LONG TERM CARE
4 Campbell Drive,
Uxbridge, Ontario

Drawing Title:

ELEVATIONS

Drawn By:	MG	Scale:	1:100
Checked By:	SE	Plot Date:	2024.11.28
Project Date:	OCTOBER 2024		
Project No.	24-107		
Drawing No.	A302	Sheet version.	0