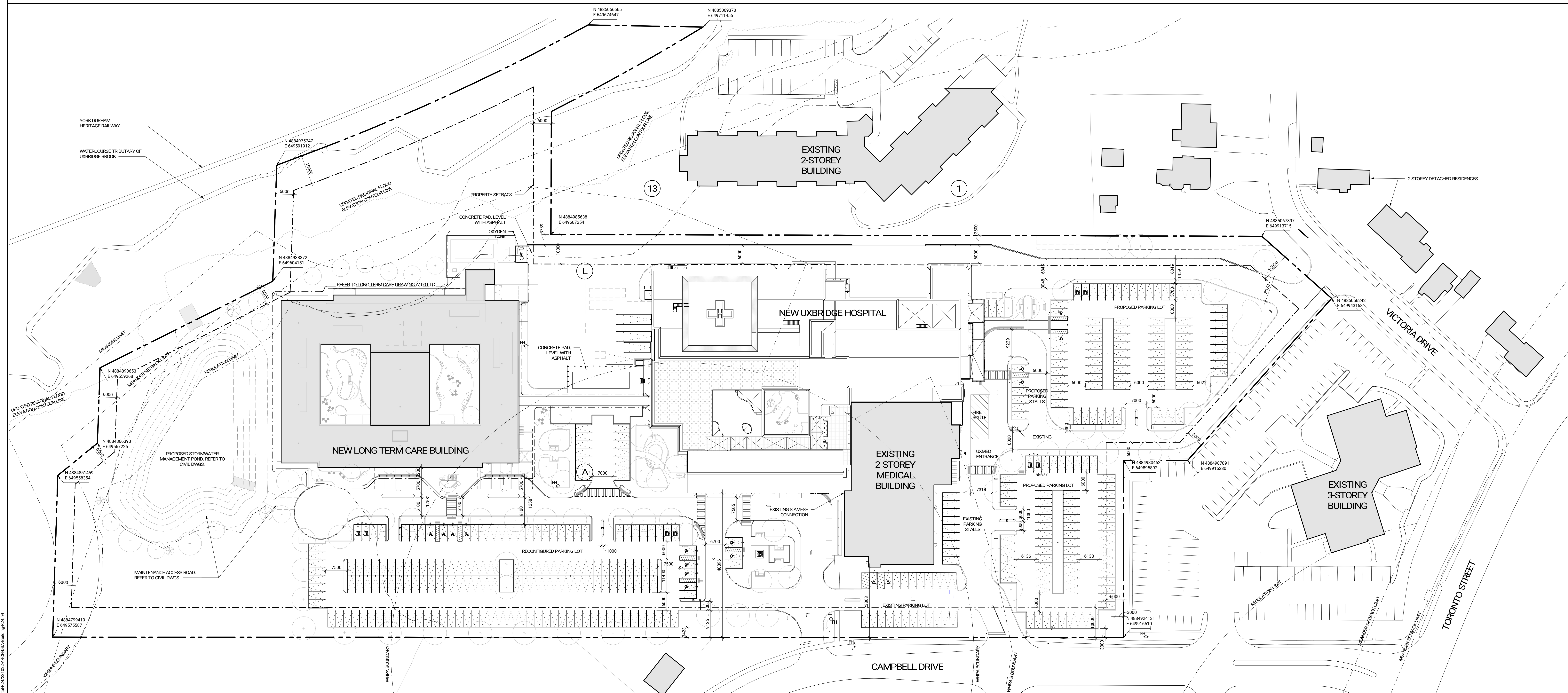



Issued		
No.	Date	Description
1	2024-03-25	SD COSTING
2	2024-05-02	STAGE 2.1 BLOCK SCHEMATICS
3	2024-07-31	ISSUED FOR 50% DD
4	2024-09-19	ISSUED FOR SITE PLAN APPROVAL
5	2024-11-28	ISSUED FOR SITE PLAN APPROVAL
6	2024-11-29	ISSUED FOR COSTING
7	2024-12-20	ISSUED FOR SPA RESUBMISSION
8	2025-01-23	ISSUED FOR STAGE 2.2 SKETCH PLAN
9	2025-01-30	ISSUED FOR 100% DD
10	2025-02-06	ISSUED FOR SPA RESUBMISSION
11	2025-03-27	ISSUED FOR 50% CD
12	2025-04-17	ISSUED FOR COSTING
13	2025-05-09	ISSUED FOR REGIONAL PERMIT
14	2025-06-06	ISSUED FOR ZONING BYLAW



NOT FOR
CONSTRUCTION



Contractor Must Check & Verify all Dimensions on the Job.
Do Not Scale Drawings.
All Drawings, Specifications and Related Documents are the Copyright Property of the Architect and Must be Returned Upon Request. Reproduction of Drawings, Specifications and Related Documents in Part or in Whole is Forbidden Without the Written permission of the Architect.
This Drawing is Not to be Used for Construction Until Signed by the Architect.



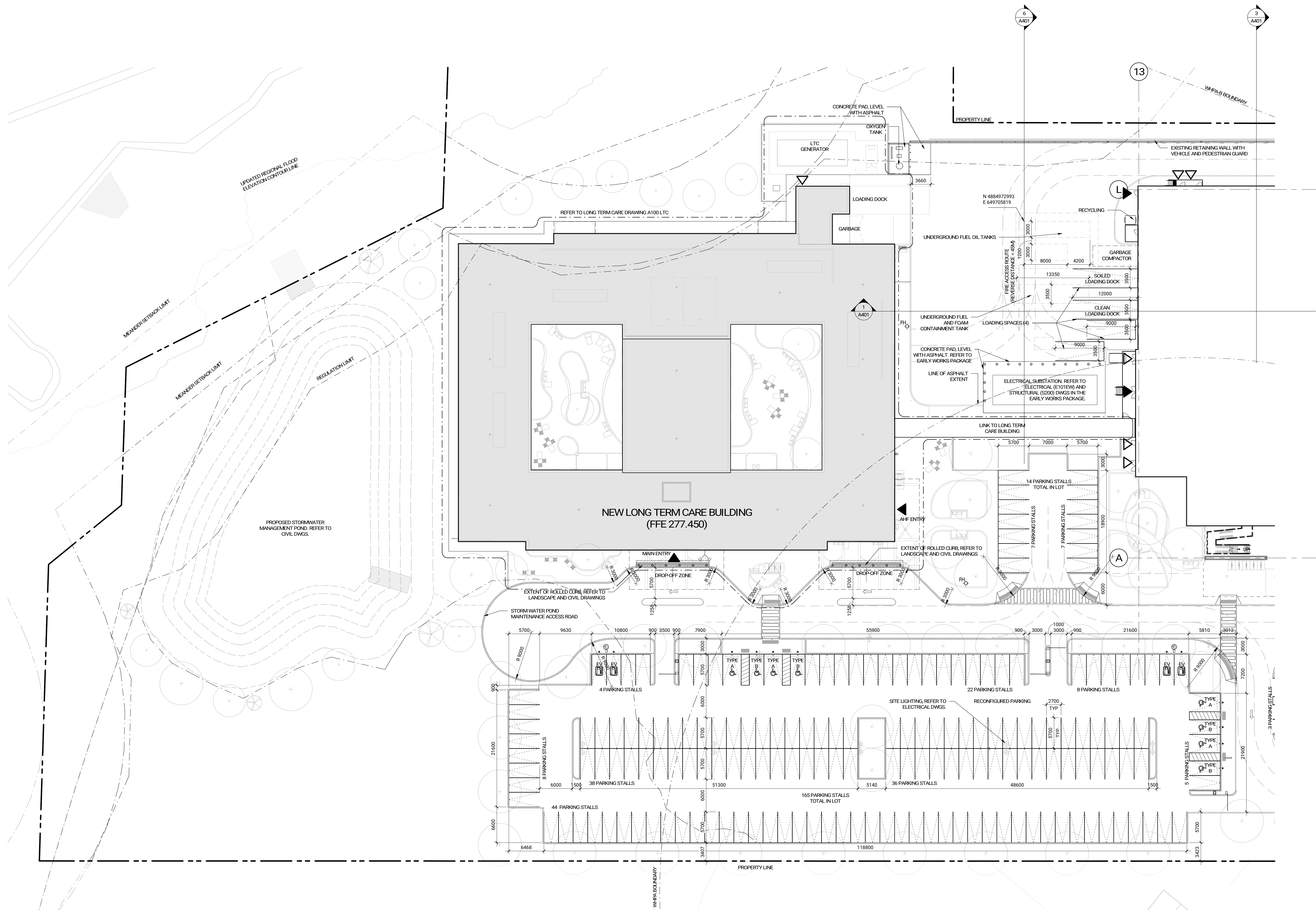
OAK VALLEY HEALTH-
UXBRIDGE HOSPITAL
4 CAMPBELL DRIVE, UXBRIDGE, ON
PROJECT NO.: 231022

CONTEXT PLAN

A011

Autodesk Docu/231022/Uxbridge Hospital R24/231022 ARCH Oak Building R24.rvt

6/13/2025 9:50:22 AM



- GENERAL NOTES
- SITE SYMBOLS**
- DENOTES EXTENT OF ROLLED CURBS AND TACTILE WARNING INDICATORS
 - DENOTES MAIN ENTRANCE
 - DENOTES SECONDARY ENTRANCE
 - DENOTES PROPOSED SANITARY CONNECTION LOCATION
 - DENOTES PROPOSED GAS METER LOCATION
 - DENOTES FIRE HYDRANT
 - DENOTES PROPOSED BOLLARD LOCATIONS

Issued

No.	Date	Description
1	2024-03-25	SD COSTING
2	2024-03-02	STAGE 2.1 BLOCK SCHEMATICS
3	2024-07-31	ISSUED FOR 50% DD
4	2024-09-19	ISSUED FOR SITE PLAN APPROVAL
5	2024-11-28	ISSUED FOR SITE PLAN APPROVAL
6	2024-11-29	ISSUED FOR COSTING
7	2024-12-10	ISSUED FOR SPA RESUBMISSION
8	2025-01-23	ISSUED FOR STAGE 2.2 SKETCH PLAN
9	2025-01-30	ISSUED FOR 100% DD
10	2025-02-06	ISSUED FOR SPA RESUBMISSION
11	2025-03-27	ISSUED FOR 50% CD
12	2025-04-17	ISSUED FOR COSTING
13	2025-05-09	ISSUED FOR REGIONAL PERMIT
14	2025-06-06	ISSUED FOR ZONING BYLAW AMENDMENT

NOT FOR CONSTRUCTION

Contractor Must Check & Verify all Dimensions on the Job.
Do Not Scale Drawings.
All Drawings, Specifications and Related Documents are the Copyright Property of the Architect and Medical Mutual Open Hospital. Reproduction of Drawings, Specifications and Related Documents in Part or in Whole is Forbidden Without the Written permission of the Architect.
This Drawing is Not to be used for Construction Until Signed by the Architect.

Uxbridge Hospital
Oak Valley Health

OAK VALLEY HEALTH -
UXBRIDGE HOSPITAL
4 CAMPBELL DRIVE, UXBRIDGE, ON
PROJECT NO.: 231022

No.	Date	Description
1	2024-03-25	SD COSTING
2	2024-05-02	STAGE 2.1 BLOCK SCHEMATICS
3	2024-07-31	ISSUED FOR 50% DD
4	2024-09-19	ISSUED FOR SITE PLAN APPROVAL
5	2024-11-28	ISSUED FOR SITE PLAN APPROVAL
6	2024-11-29	ISSUED FOR COSTING
7	2024-12-10	ISSUED FOR SPA RESUBMISSION
8	2025-01-23	ISSUED FOR STAGE 2.2 SKETCH PLAN
9	2025-01-30	ISSUED FOR 100% DD
10	2025-02-06	ISSUED FOR SPA RESUBMISSION
11	2025-03-27	ISSUED FOR 50% CD
12	2025-04-17	ISSUED FOR COSTING
13	2025-05-09	ISSUED FOR REGIONAL PERMIT
14	2025-06-06	ISSUED FOR ZONING BYLAW AMENDMENT

NOT FOR
CONSTRUCTION

Contractor Must Check & Verify all Dimensions on the Job.
Do Not Scale Drawings.
All Drawings, Specifications and Related Documents are the Copyright Property of the Architect and Medical Network and Hospital. Reproduction of Drawings, Specifications and Related Documents in Part or in Whole is Forbidden Without the Written permission of the Architect.
This Drawing is Not to be Used for Construction Until Signed by the Architect.



OAK VALLEY HEALTH -
UXBRIDGE HOSPITAL
4 CAMPBELL DRIVE, UXBRIDGE, ON
PROJECT NO.: 231022

SITE PLAN - EAST

1 : 300

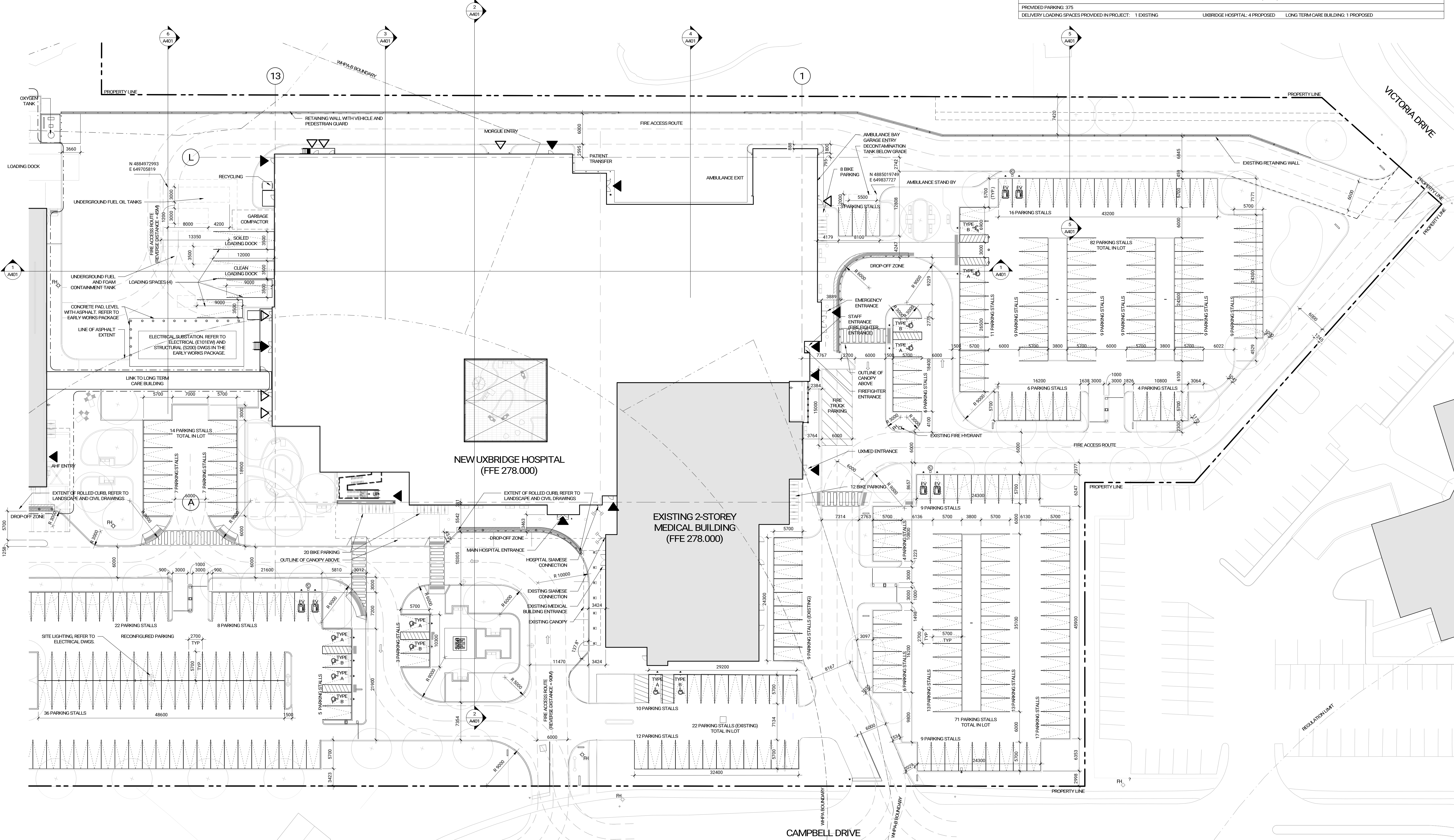
A013B.

GENERAL NOTES

SITE SYMBOLS

- DENOTES EXTENT OF ROLLED CURBS AND TACTILE WARNING INDICATORS
- DENOTES MAIN ENTRANCE
- DENOTES SECONDARY ENTRANCE
- DENOTES PROPOSED SIAMISE CONNECTION LOCATION
- DENOTES PROPOSED GAS METER LOCATION
- DENOTES FIRE HYDRANT
- DENOTES PROPOSED BOLLARD LOCATIONS

PROJECT DATA - OAK VALLEY HEALTH UXBRIDGE HOSPITAL - LONG TERM CARE			
SITE DATA			
EXISTING LOT AREA: 54545m ²	COVERAGE AREA (% OF TOTAL LOT): 7701m ² (14%)	PAVED AREA (% OF TOTAL LOT): 23407m ² (43%)	LANDSCAPE OPEN AREA (% OF TOTAL LOT): 19900m ² (36%)
EXISTING LOT: 7701m ² (14%)			
BUILDING DATA			
DATE OF CONSTRUCTION OF EXISTING BUILDING (IF KNOWN):			
NO. OF BUILDINGS TO BE RETAINED: EXISTING: 1			
GROUND FLOOR AREA:	EXISTING: 1782m ²	PROPOSED: UXBRIDGE HOSPITAL: 5919m ²	LONG TERM CARE: 3937m ²
RESIDENTIAL FLOOR AREA:	EXISTING: N/A	PROPOSED: N/A	
NON-RESIDENTIAL FLOOR AREA:	EXISTING: 2401m ²	PROPOSED: UXBRIDGE HOSPITAL: 8274m ²	LONG TERM CARE: 18647m ² (3329m ² A/H Floor) (192 LTC BEDS, 50 A/H BEDS)
TOTAL GROSS FLOOR AREA OF ALL BUILDING ON SITE WHEN PROJECT IS COMPLETE: PROPOSED: 29352m ²			
HEIGHT OF BUILDING: PROPOSED: UXBRIDGE HOSPITAL: 2 STOREYS: 26.3m (MEASURED FROM AVERAGE GRADE 278.00 GEODETIC)			
PROPOSED: LONG TERM CARE: 5 STOREYS: 24.04m (MEASURED FROM AVERAGE GRADE 277.45 GEODETIC)			
DOES THE PROPOSED BUILDING INCLUDE RETENTION OF ANY EXISTING FLOOR AREA? YES			
SIAMISE SETBACKS: NORTH LOT LINE: LAST LOT LINE: WEST LOT LINE: SOUTH LOT LINE:			
EXISTING BUILDING TO BE RETAINED: 10m (GROUND LEVEL SETBACK) 10m (GROUND LEVEL SETBACK) 05m (GROUND LEVEL SETBACK) 10m (GROUND LEVEL SETBACK)			
PROPOSED BUILDINGS: 10m (GROUND LEVEL SETBACK) 05m (GROUND LEVEL SETBACK) 05m (GROUND LEVEL SETBACK) 10m (GROUND LEVEL SETBACK)			
OTHER INFORMATION ON SETBACKS (IF APPROPRIATE):			
PARKING AND LOADING DATA:			
PARKING SPACE ALLOCATION: ALL FOR INSTITUTIONAL			
LOCATION AND NUMBER OF PARKING SPACES:			
EXISTING PARKING: 238 EXISTING: ATTACHED GARAGE: N/A DETACHED GARAGE: N/A CASH PAYMENT IN LIEU: N/A			
REQUIRED PARKING: 485			
UXBRIDGE HOSPITAL: 218 TOTAL: OAK VALLEY MEDICAL BUILDING: 130 TOTAL: LONG TERM CARE BUILDING: 136 TOTAL:			
1 SPACE/58m ² GFA - HOSPITAL (8274m ²) = 218 5 SPACES/MEDICAL PRACTITIONER (11 DOCTORS) = 55 5 SPACES/4 BEDS (LONG TERM CARE 192 BEDS) = 48			
1 SPACE/20m ² GFA - BUSINESS/OFFICE (657m ²) = 33 1 SPACE/38m ² GFA - HOSPITAL A/H (3329m ²) = 88			
1 SPACE/38m ² GFA - HOSPITAL (921m ²) = 25			
PROVIDED PARKING: 375			
DELIVERY/LOADING SPACES PROVIDED IN PROJECT: 1 EXISTING UXBRIDGE HOSPITAL: 4 PROPOSED LONG TERM CARE BUILDINGS: 1 PROPOSED			



Issued

No.	Date	Description
1	2024-03-25	SD COSTING
2	2024-05-02	STAGE 2: BLOCK SCHEMATICS
3	2024-07-31	ISSUED FOR 50% DD
4	2024-09-19	ISSUED FOR SITE PLAN APPROVAL
5	2024-12-20	ISSUED FOR SPA RESUBMISSION
6	2025-02-06	ISSUED FOR SPA RESUBMISSION
7	2025-06-08	ISSUED FOR ZONING BY-LAW AMENDMENT

MATERIAL LEGEND

- MASONRY VENEER (SAND) RAINSCREEN CLADDING
- MASONRY VENEER (SAND) CLAD MECHANICAL ENCLOSURE SCREEN
- PREFINISHED METAL STEEL CLADDING
- INTEGRATED METAL STEEL CLADDING LOUVER
- PRECAST CONCRETE BASE & WINDOW SILL
- CAPLESS GLAZED CURTAIN WALL SYSTEM WITH BIRD-FRIENDLY FRIT
- CAPTED GLAZED CURTAIN WALL SYSTEM WITH BIRD-FRIENDLY FRIT
- GLAZED SPANDREL PANEL WITH BIRD-FRIENDLY FRIT
- STANDING SEAM METAL CLADDING
- EXPOSED NAIL-LAMINATED TIMBER (NLT) CANOPY SOFFIT
- METAL CANOPY FASCIA
- METAL SOFFIT
- BRIDGE-COLOR FINISHED STEEL RAILS, PICKETS, AND STAIR
- INSULATED ROLL-UP DOORS
- PRECAST CONCRETE PARAPET CAP
- METAL PARAPET CAP
- LS: LIGHT SCHEME

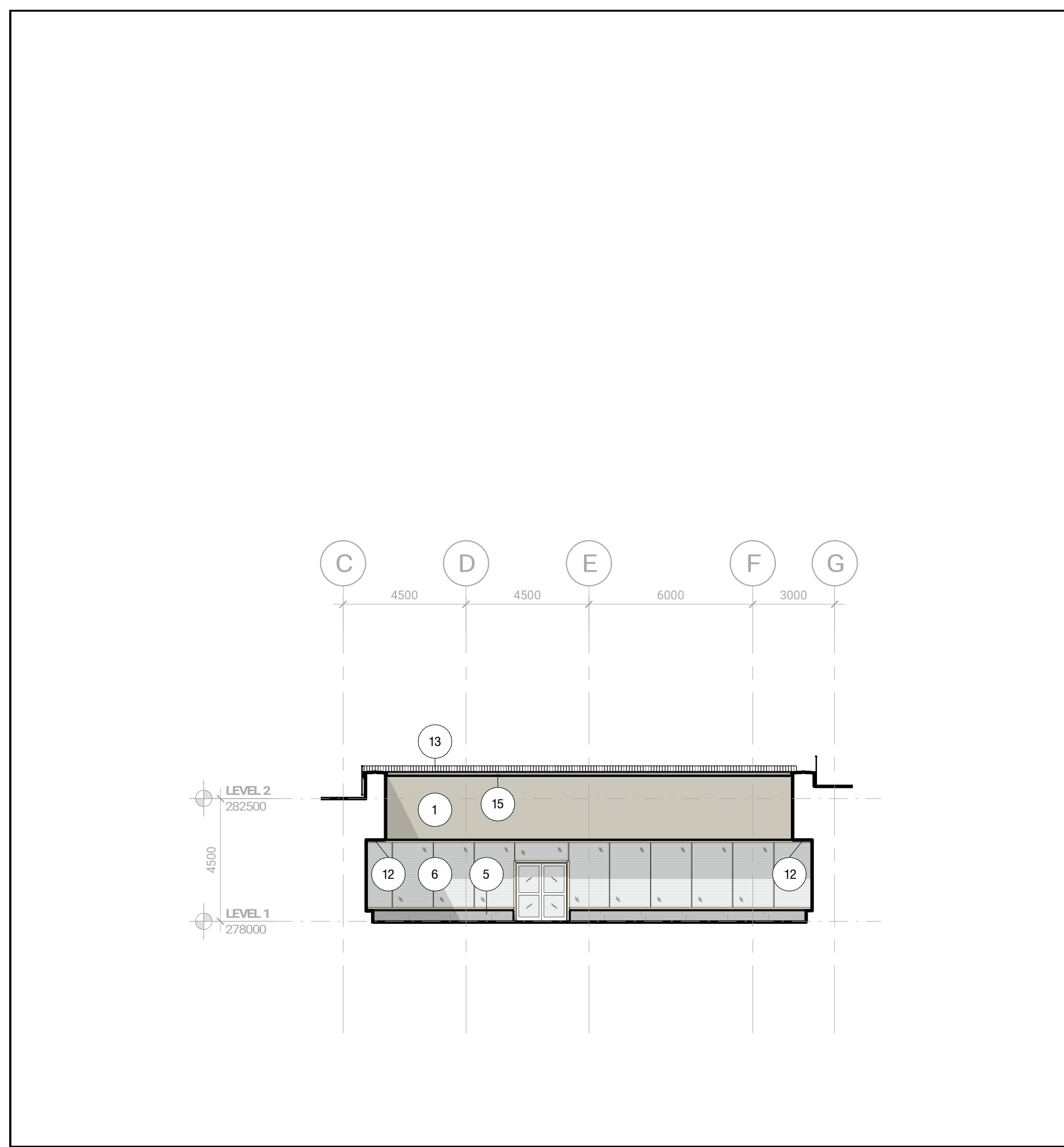
NOTE: BIRD-FRIENDLY FRIT TO COMPRISES OF 5mm DIA. VISUAL MARKINGS SPACED 100mm APART O.C. AS PER TORONTO GREEN STANDARD "BIRD COLLISION DETERRENCE GUIDELINES". REFER TO A1000 SCHEDULES FOR ILLUSTRATED PATTERN.

Contractor Must Check & Verify all Dimensions on the Job.

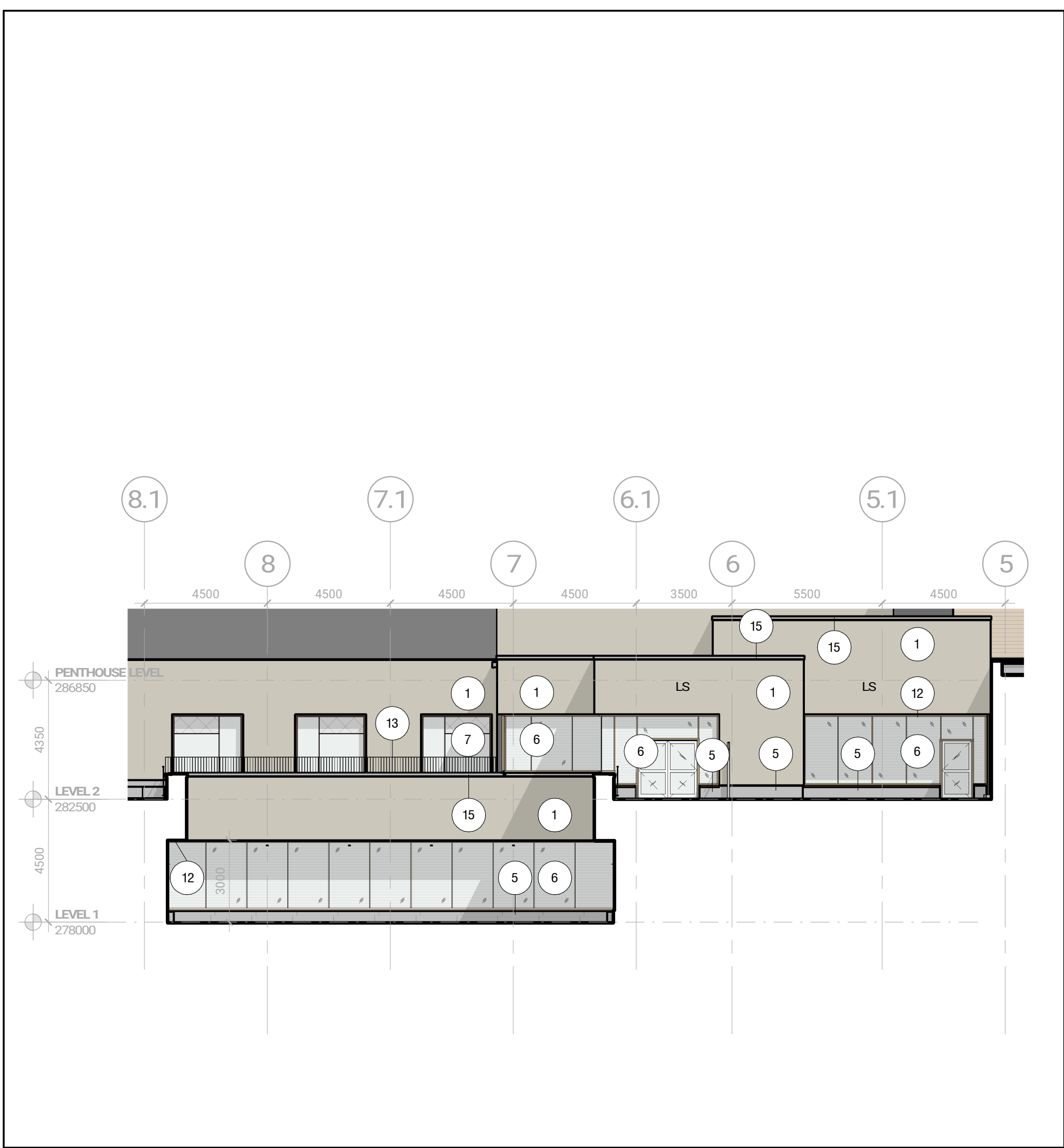
Do Not Scale Drawings.

All Drawings, Specifications and Related Documents are the Copyright Property of the Architect and shall be returned upon request. Reproduction of Drawings, Specifications and Related Documents in Part or in Whole is Forbidden without the Written permission of the Architect.

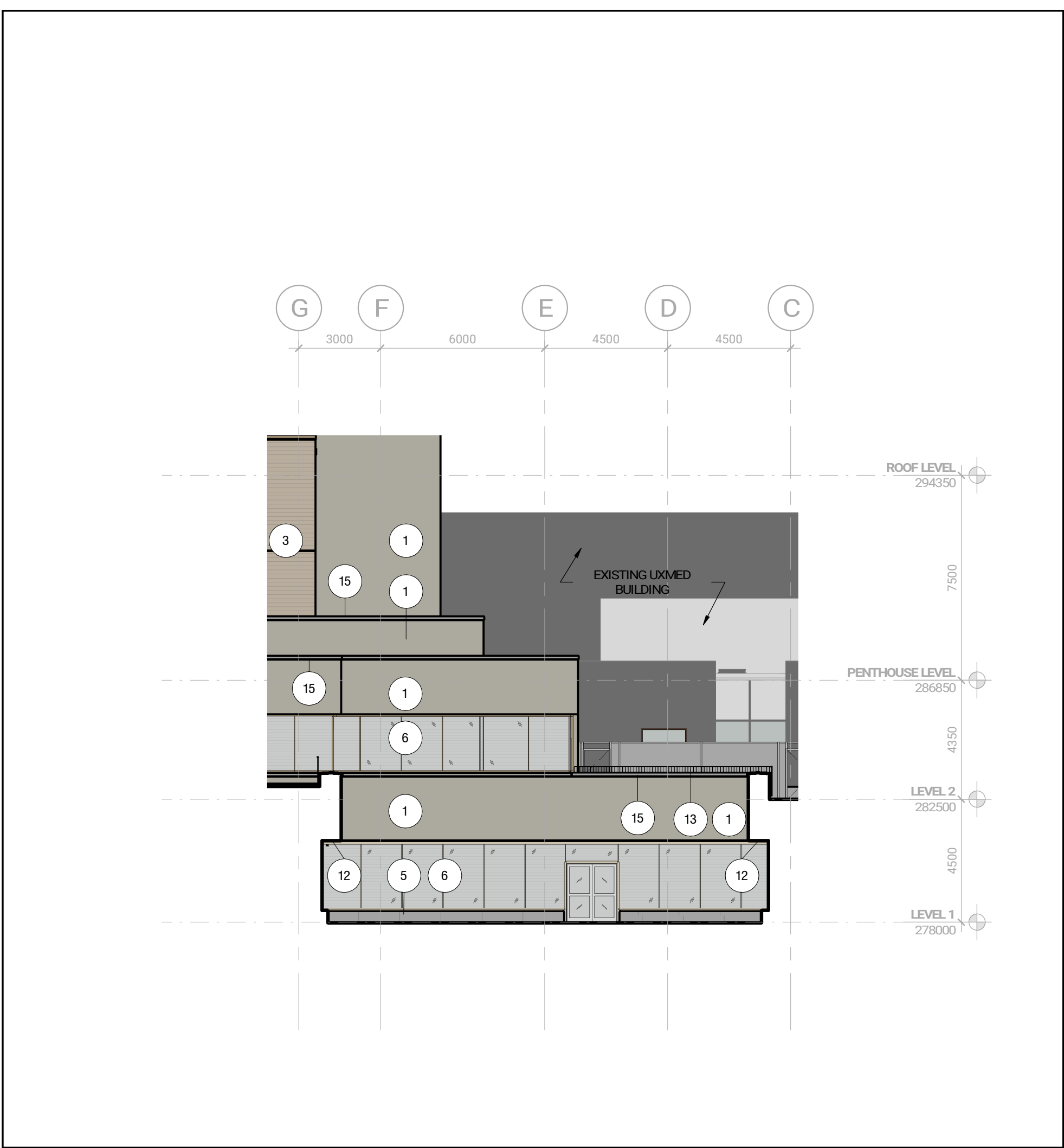
This Drawing is Not to be Used for Construction Until Signed by the Architect.



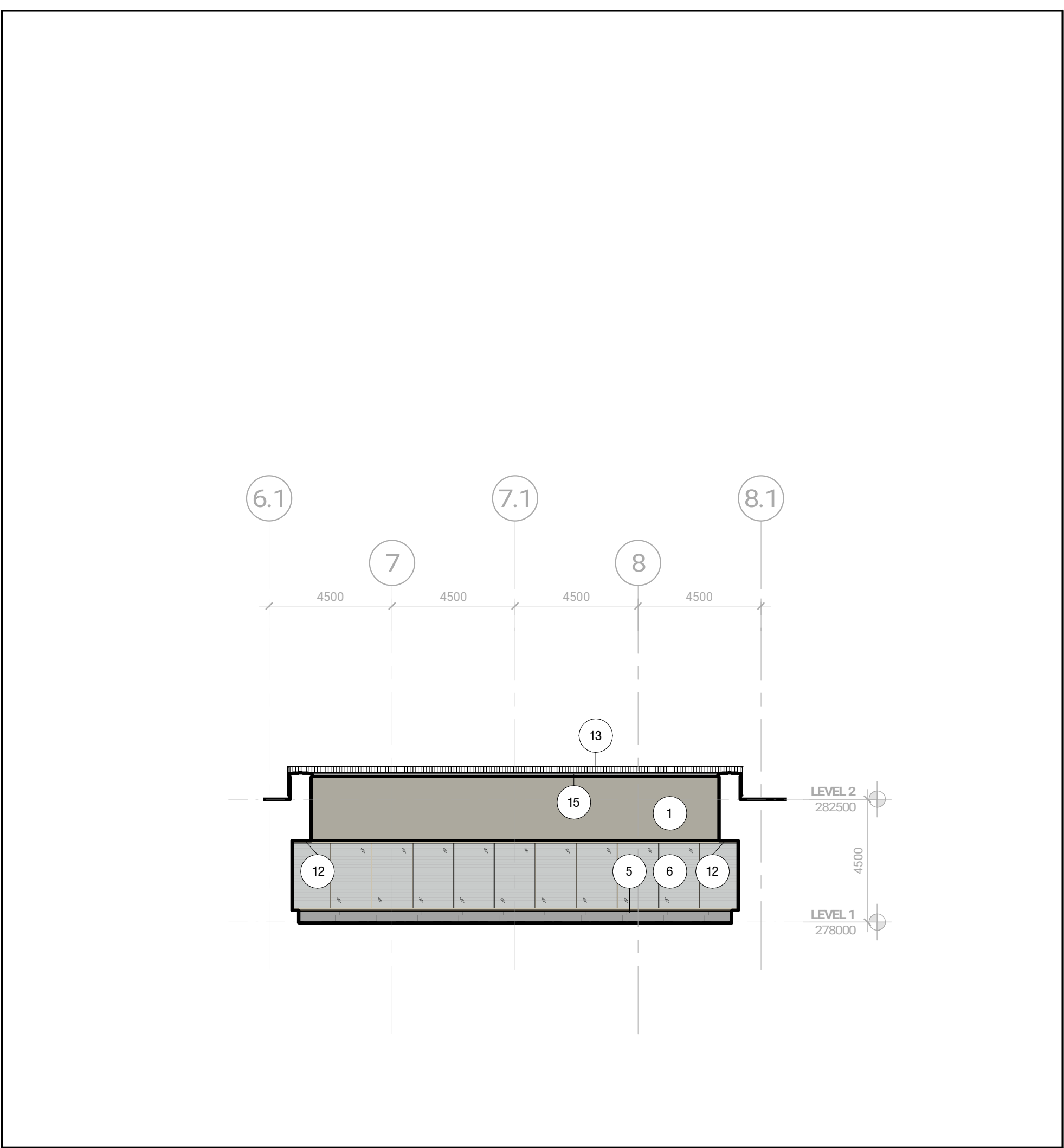
COURTYARD ELEVATION LOOKING WEST
ref. 3 / A302 1:150 A301.7



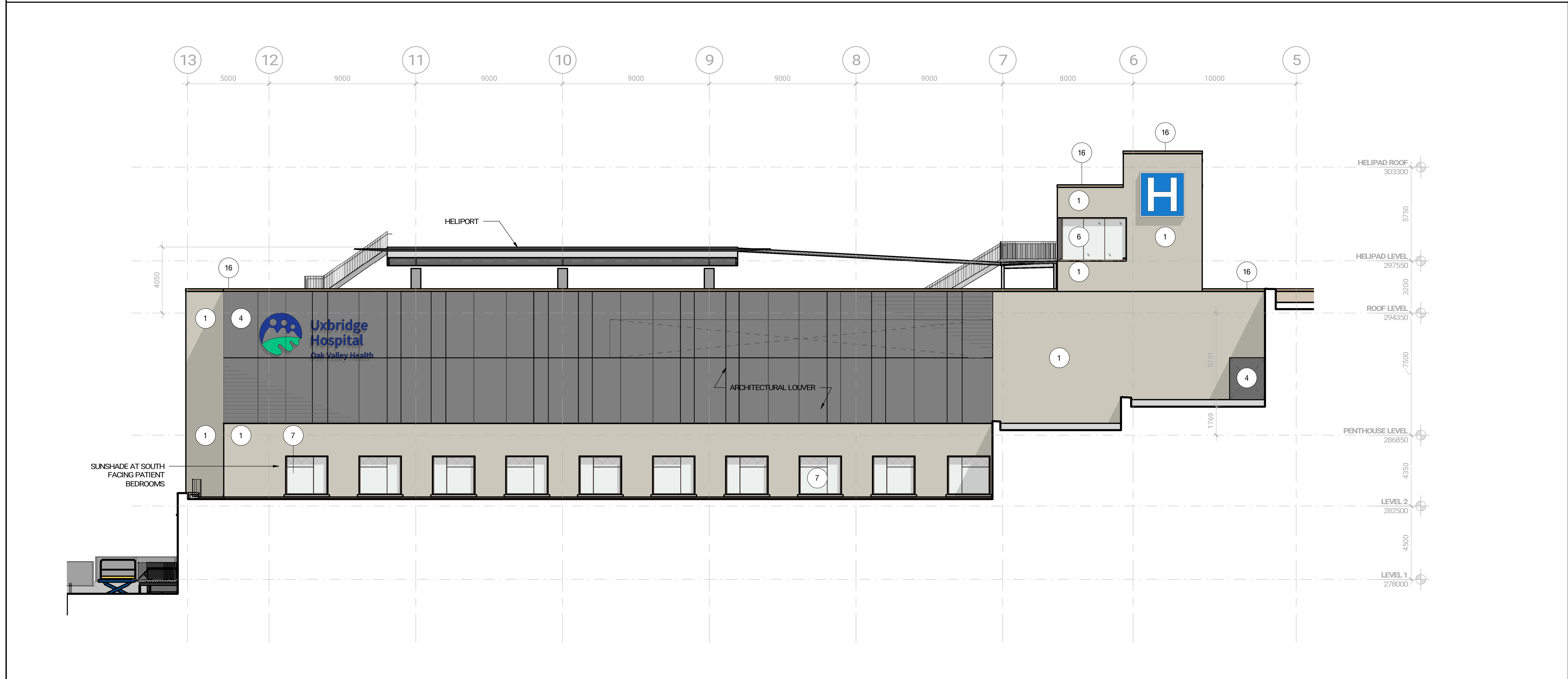
COURTYARD ELEVATION LOOKING NORTH
ref. 01 / A302 1:150 A301.6



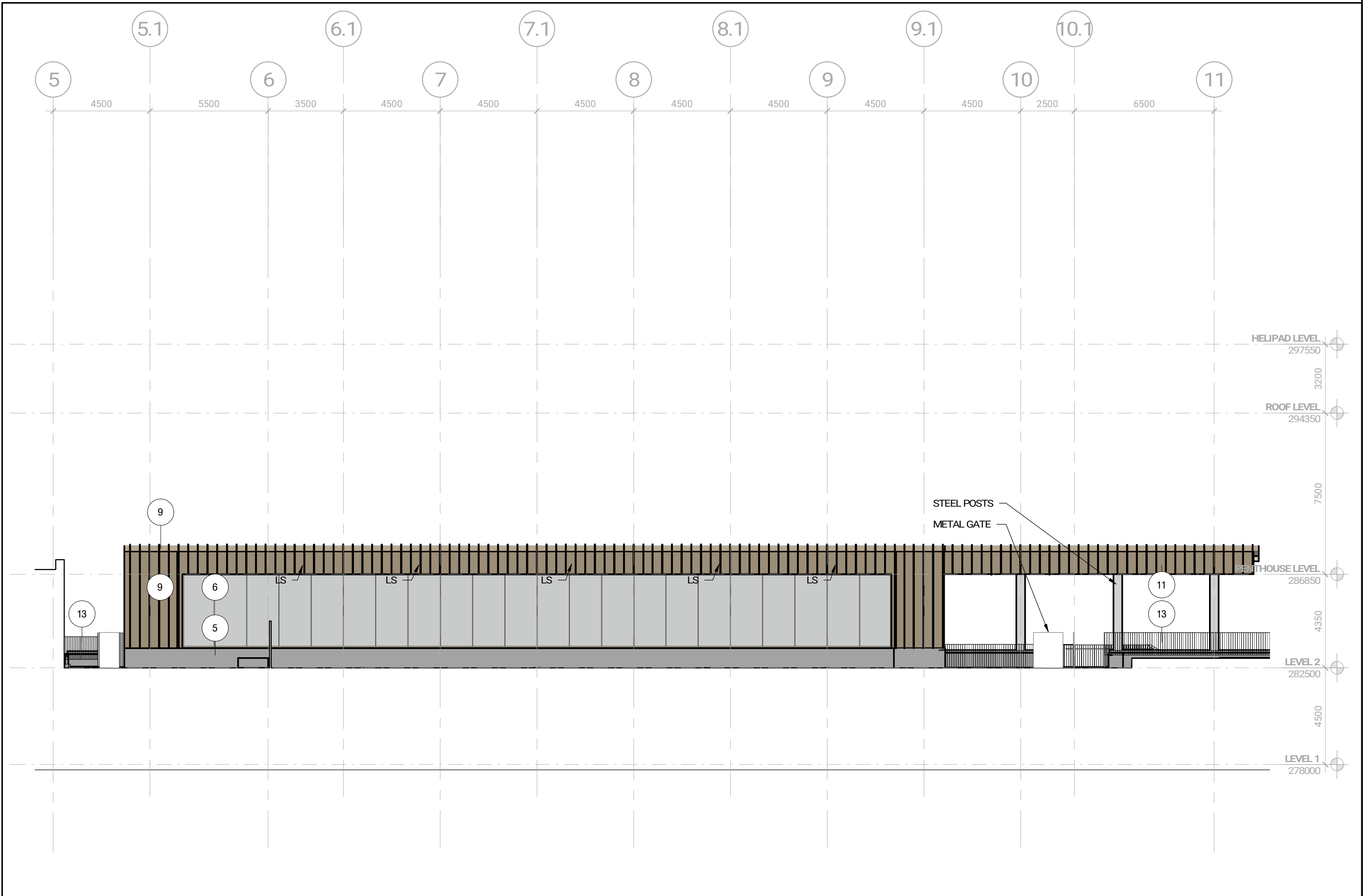
COURTYARD ELEVATION LOOKING EAST
ref. 1 / A302 1:150 A301.5



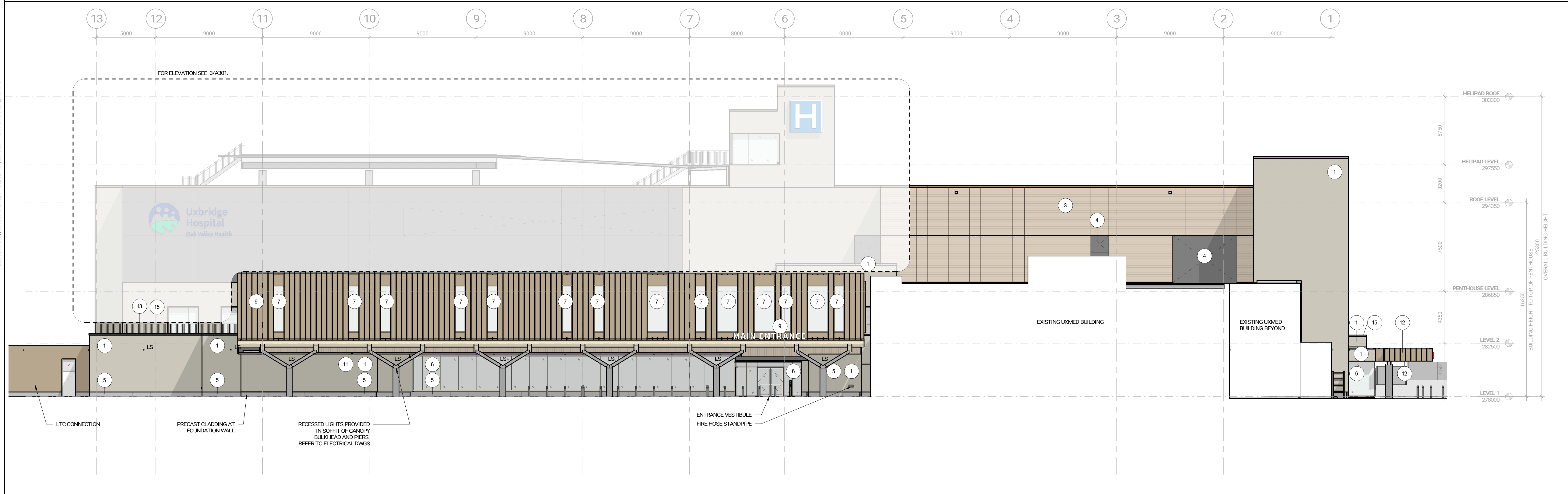
COURTYARD ELEVATION LOOKING SOUTH
ref. 5 / P403 1:150 A301.4



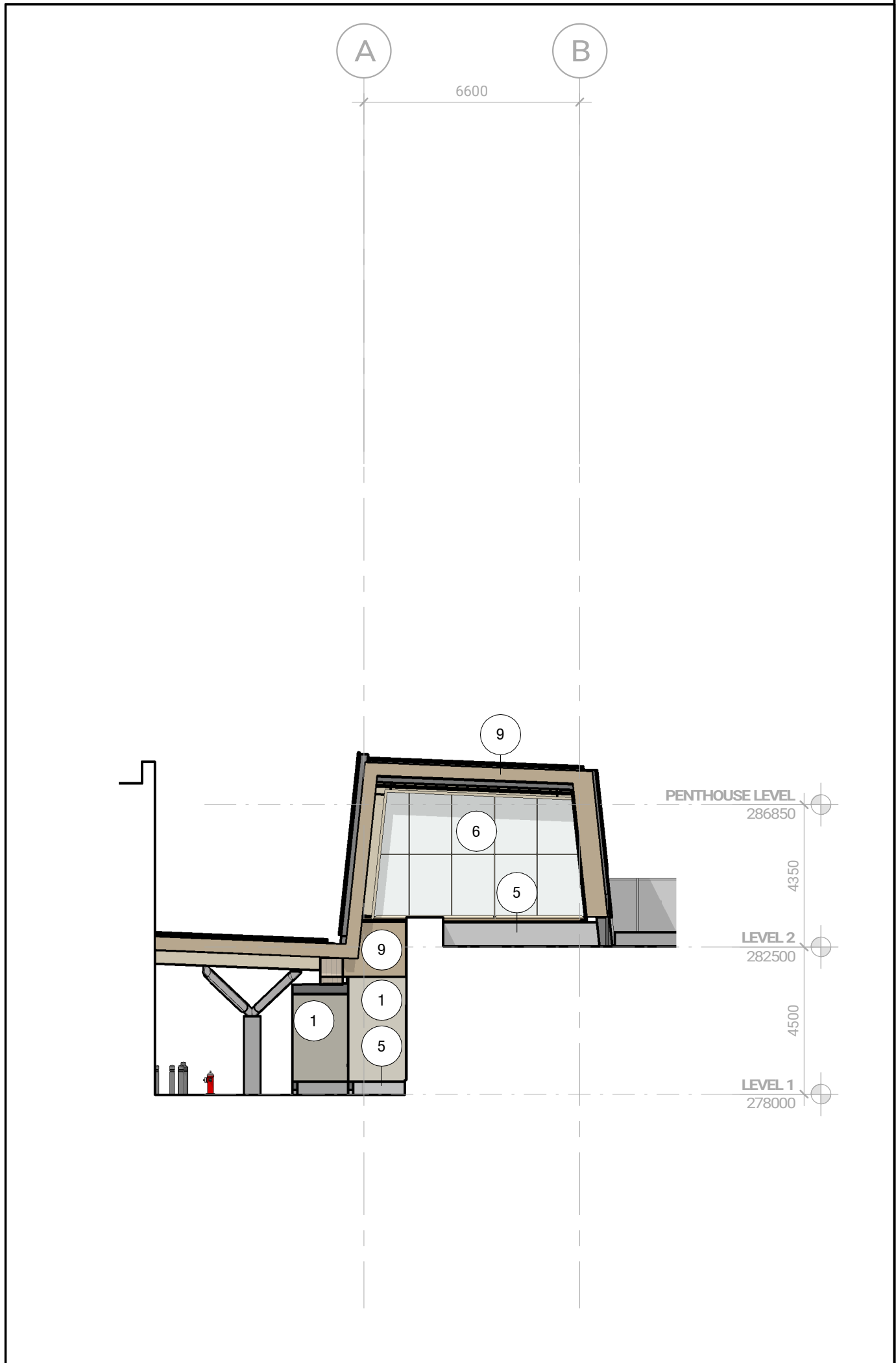
SOUTH ELEVATION AT TERRACE
1:150 A301.3



NORTH ELEVATION AT TERRACE
ref. 02 / A303 1:150 A301.2



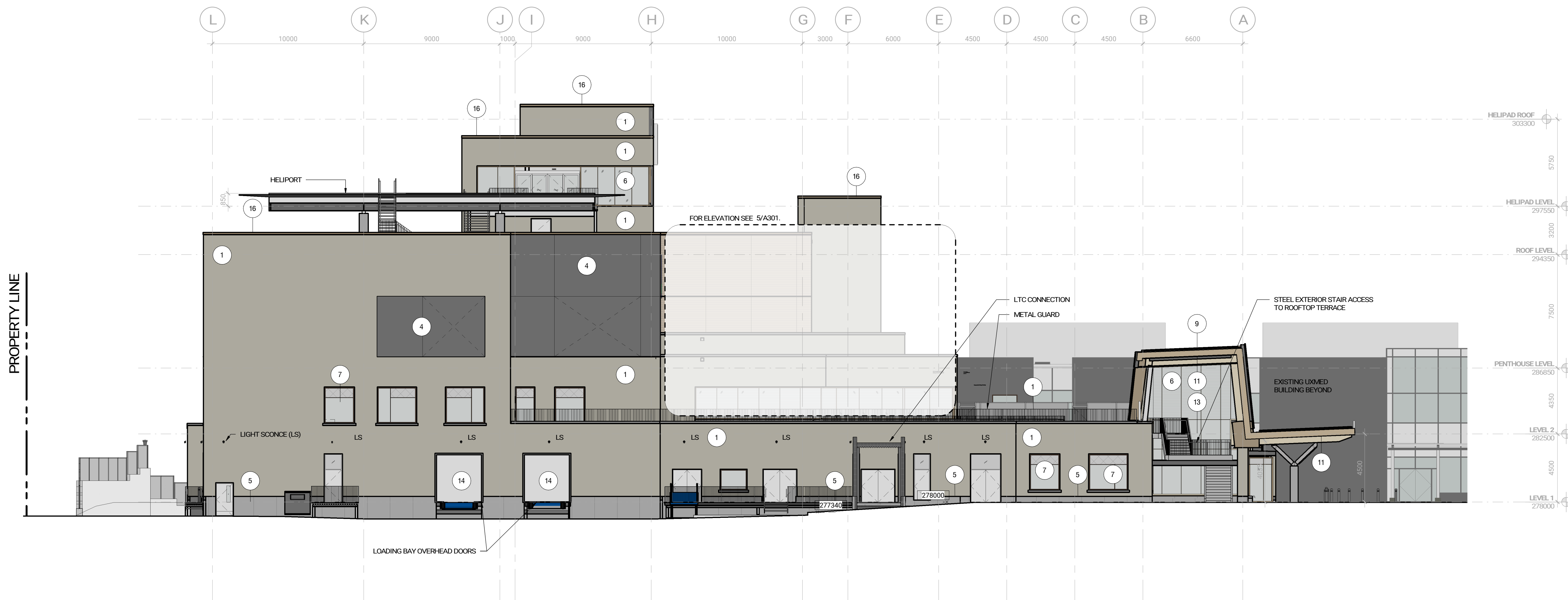
OVERALL SOUTH ELEVATION
ref. 5 / P403 1:150 A301.1



EAST ELEVATION AT TERRACE
ref. 10 / A301 1:150 A301.8

Issued

No.	Date	Description
1	2024-03-25	SD COSTING
2	2024-05-02	STAGE 2 BLOCK SCHEMATICS
3	2024-07-31	ISSUED FOR 50% DD
4	2024-09-19	ISSUED FOR SITE PLAN APPROVAL
5	2025-02-06	ISSUED FOR SPA REUBMISSION
6	2025-06-06	ISSUED FOR ZONING BYLAW AMENDMENT

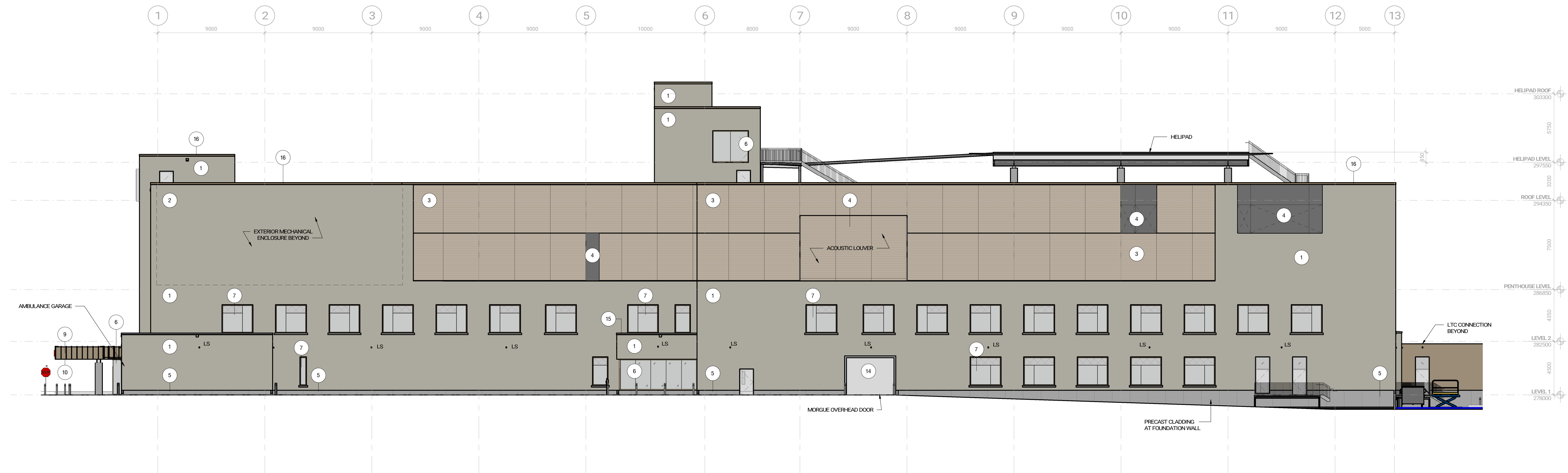


OVERALL WEST ELEVATION
1:150 A302

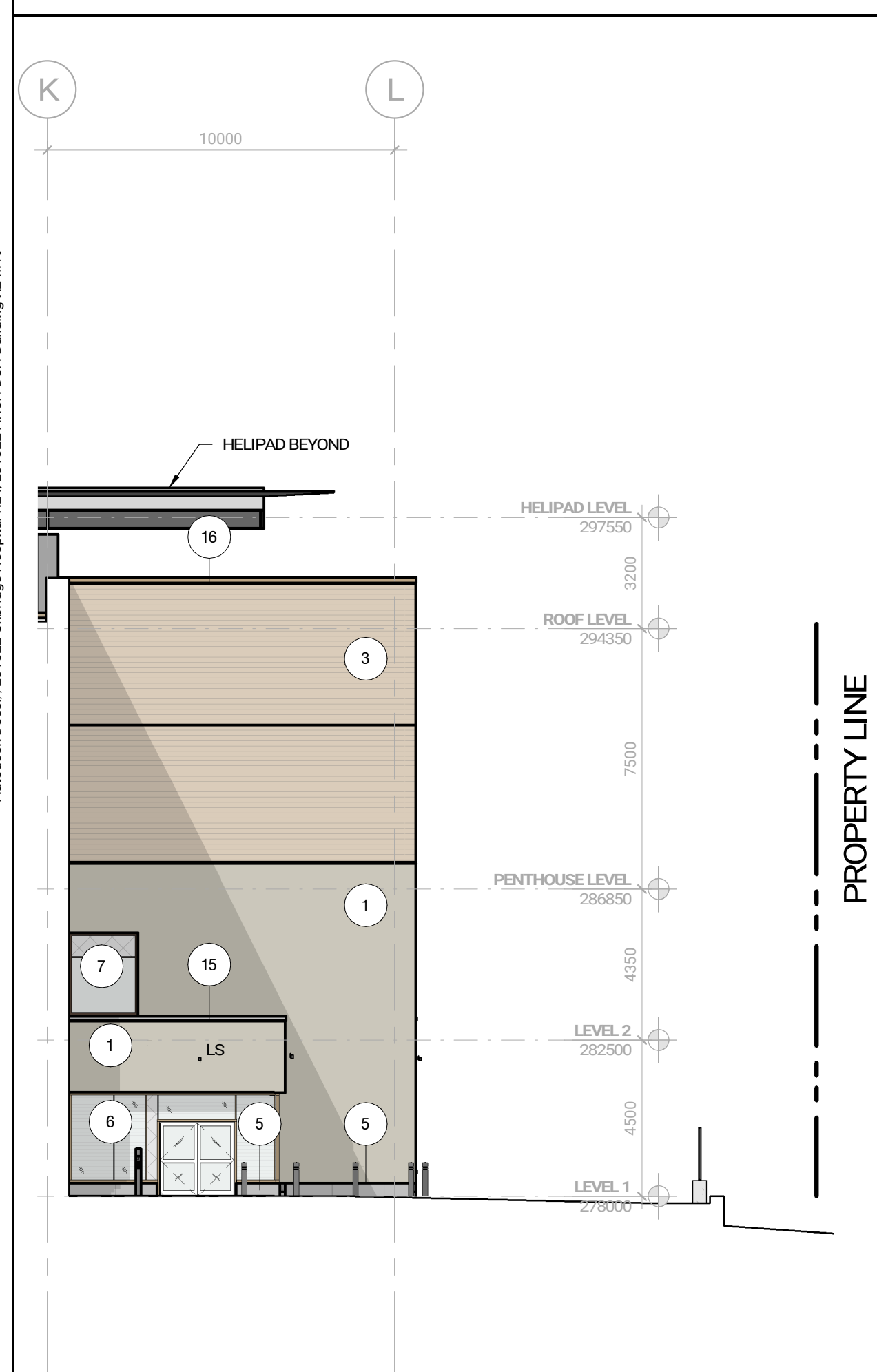
MATERIAL LEGEND

1. MASONRY VENEER (SAND) HANDBRUSH CLADDING
 2. MASONRY VENEER (SAND) CLAD MECHANICAL ENCLOSURE SCREEN
 3. PREFINISHED METAL STEEL CLADDING
 4. INTEGRATED METAL STEEL CLADDING LOUVER
 5. PRECAST CONCRETE BASE & WINDOW SILL
 6. CARLESS GLAZED CURTAIN WALL SYSTEM WITH BIRD-FRIENDLY FRIT
 7. CARPED GLAZED CURTAIN WALL SYSTEM WITH BIRD-FRIENDLY FRIT
 8. GLAZED SPANDREL PANEL WITH BIRD-FRIENDLY FRIT
 9. STANDING SEAM METAL CLADDING
 10. METAL CANOPY FASCIA
 11. EXPOSED NAIL-LAMINATED TIMBER (NLT) CANOPY SOFFIT
 12. METAL SOFFIT
 13. BRONZE-COLOR FINISHED STEEL RAILS, PICKETS, AND STAIR
 14. INSULATED ROLL-UP DOORS
 15. PRECAST CONCRETE PARAPET CAP
 16. METAL PARAPET CAP
- LS: LIGHT SOURCE

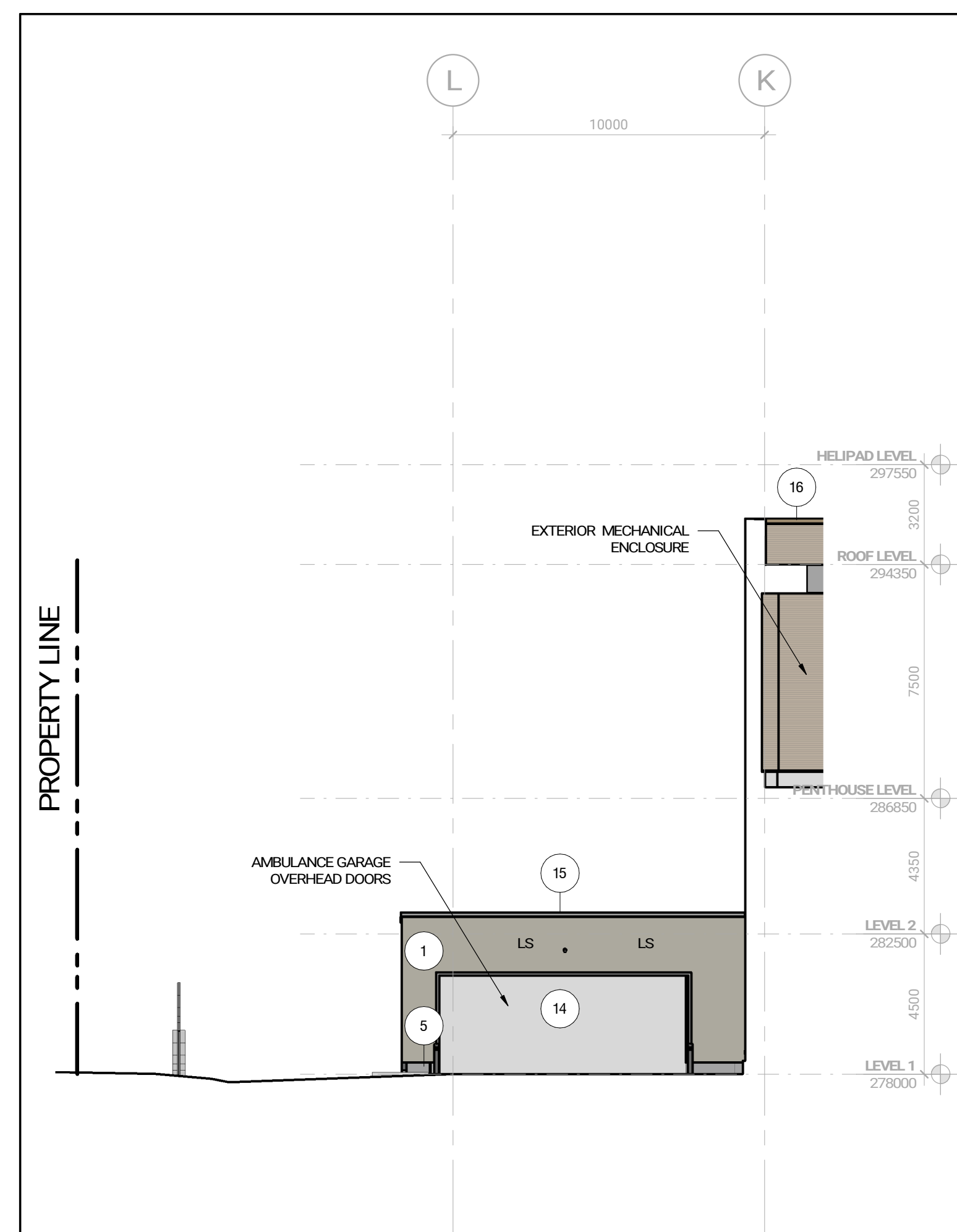
NOTE: BIRD-FRIENDLY FRIT TO COMPIRES OF 5mm DIA. VISUAL MARKINGS SPACED 100mm APART O.C. AS PER TORONTO GREEN STANDARD 'BIRD' COLLECTION DETERRANCE GUIDELINES. REFER TO A1000 SCHEDULES FOR ILLUSTRATED PATTERN.



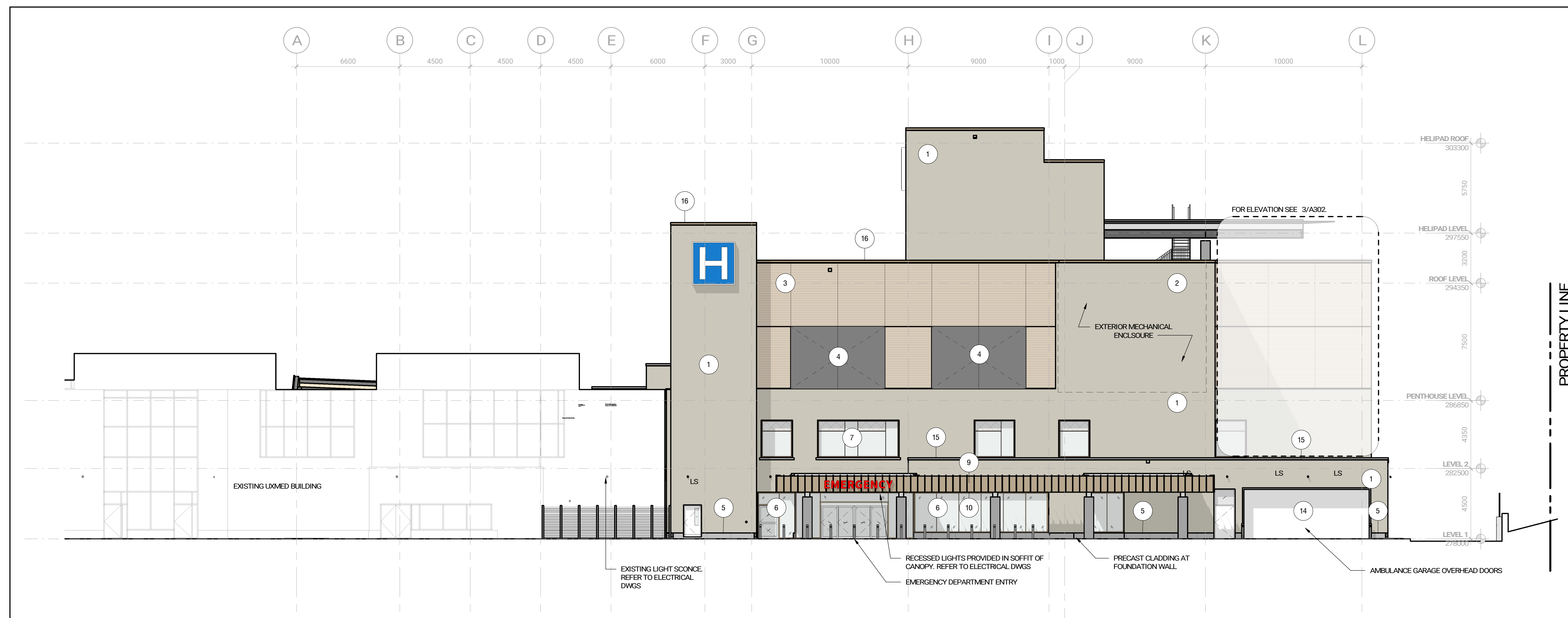
OVERALL NORTH ELEVATION
1:150 A302



ADMINISTRATIVE ENTRY EAST ELEVATION
1:150 A302



AMBULANCE GARAGE WEST ELEVATION
1:150 A302



OVERALL EAST ELEVATION
1:150 A302

NOT FOR
CONSTRUCTION

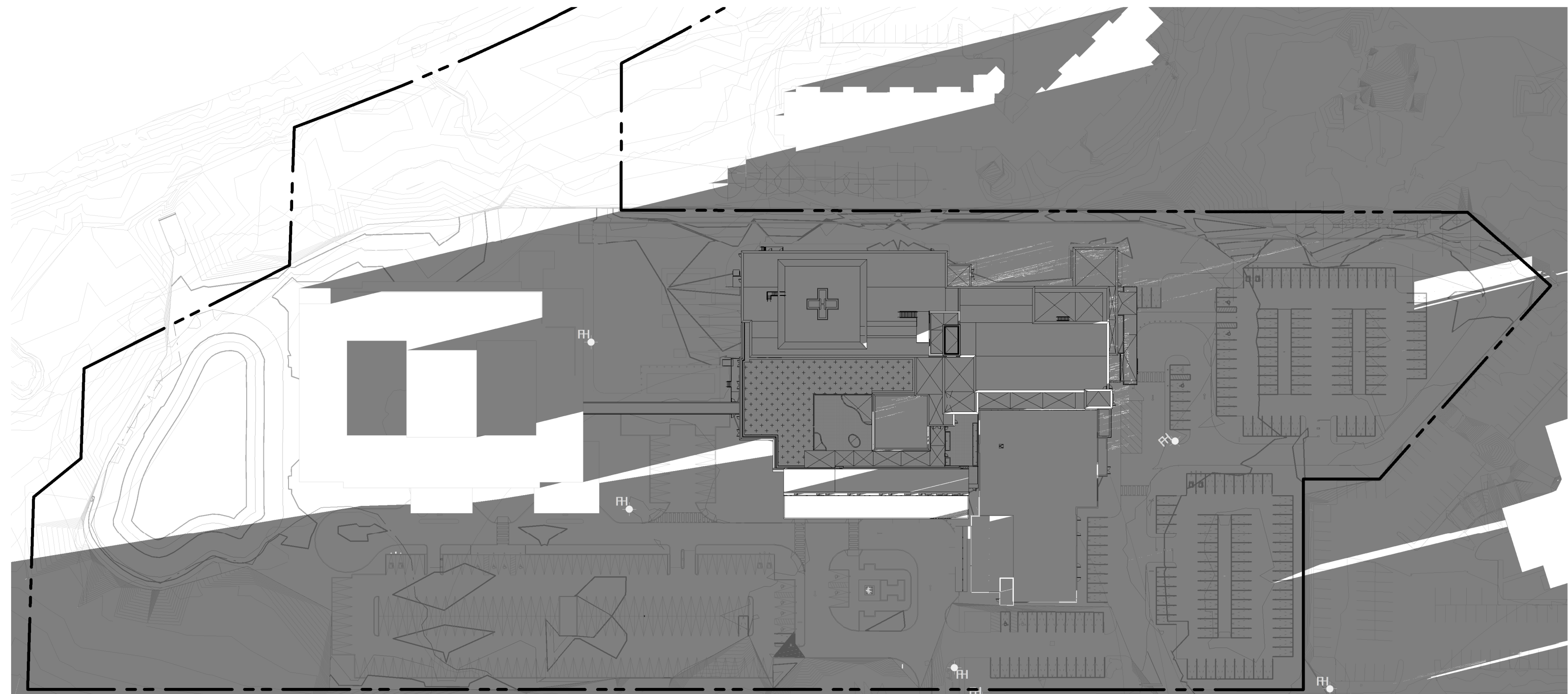
Contractor Must Check & Verify all Dimensions on the Jobs.
Do Not Scale Drawings.
All Drawings, Specifications and Related Documents are the Copyright Property of the Architect and shall not be used for any other project without the written permission of the Architect.
This Drawing is Not to be used for Construction until Signed by the Architect.



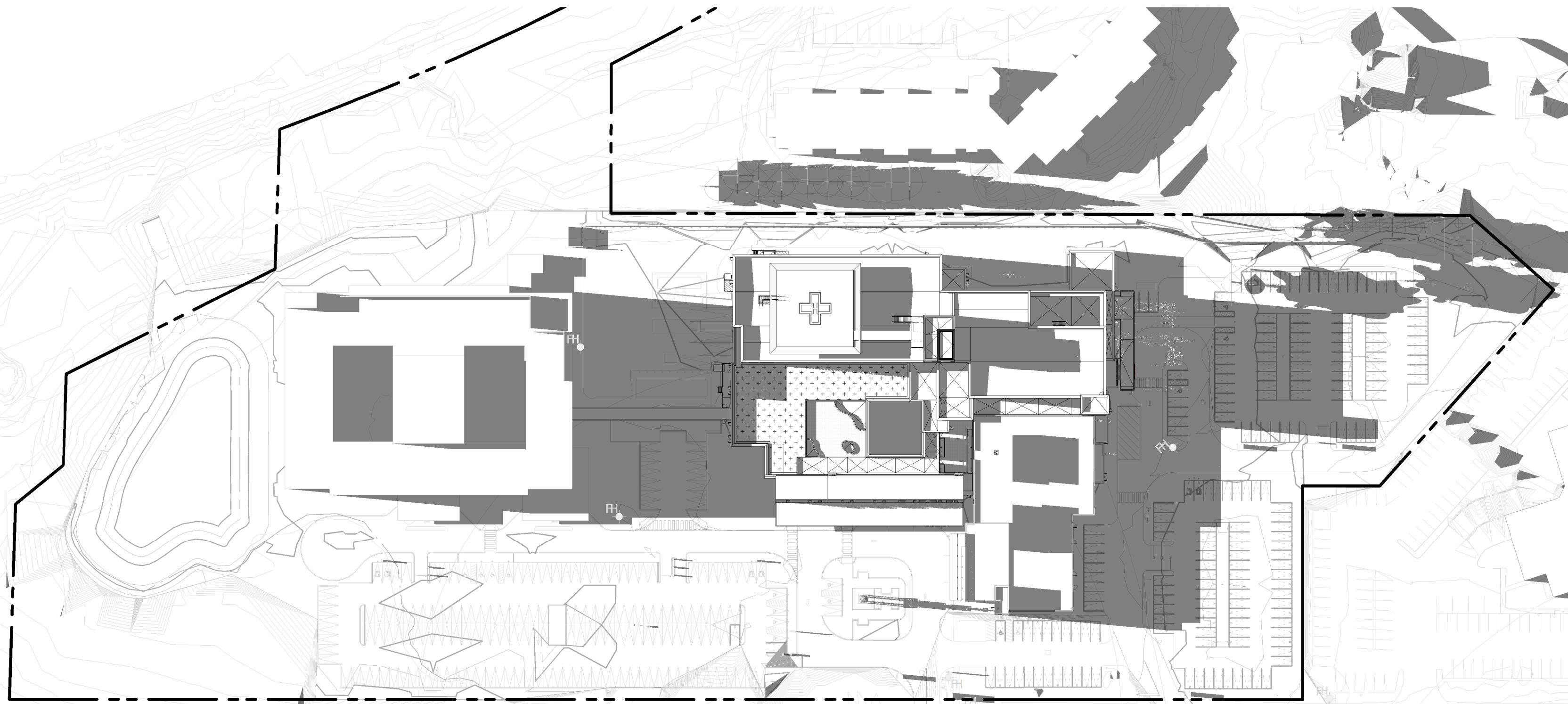
OAK VALLEY HEALTH -
UXBRIDGE HOSPITAL
4 CAMPBELL DRIVE, UXBRIDGE, ON
PROJECT NO.: 231022

EXTERIOR ELEVATIONS
As Indicated
A302.

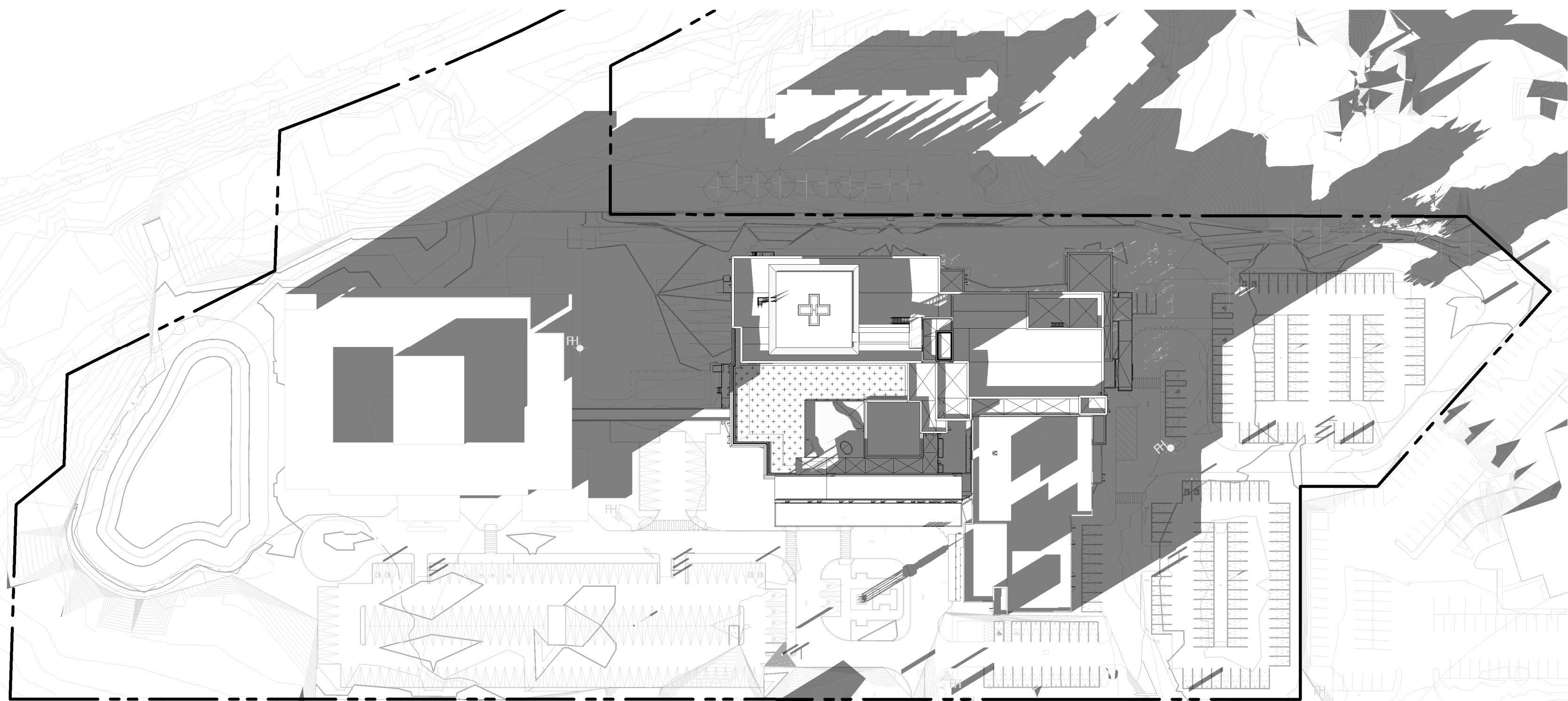
Issued	No.	Date	Description
1	1	2025 06 06	ISSUED FOR ZONING BYLAW AMENDMENT



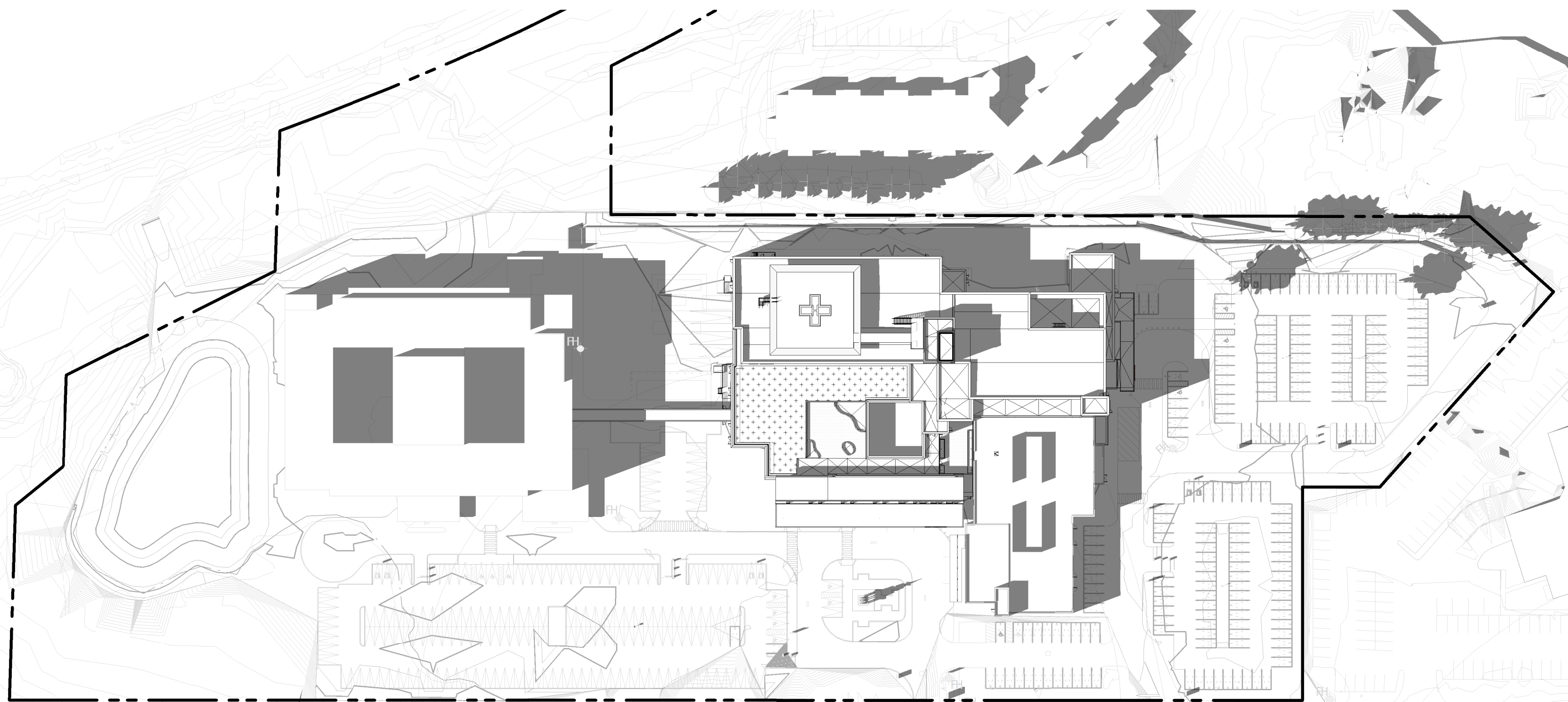
SUN STUDY DECEMBER 21 2024 5pm
1:1000
8
SS1



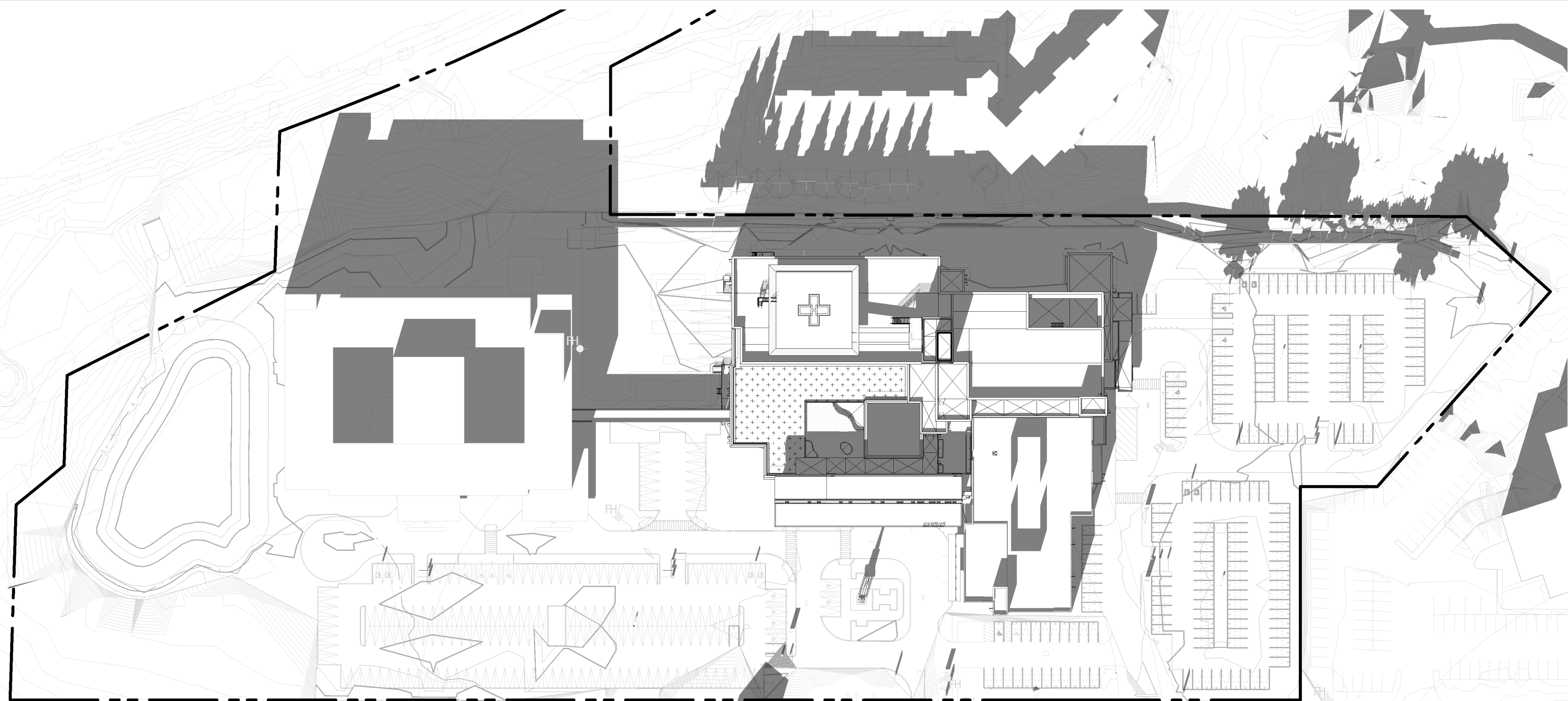
SUN STUDY MARCH 21 2024 5pm
1:1000
4
SS1



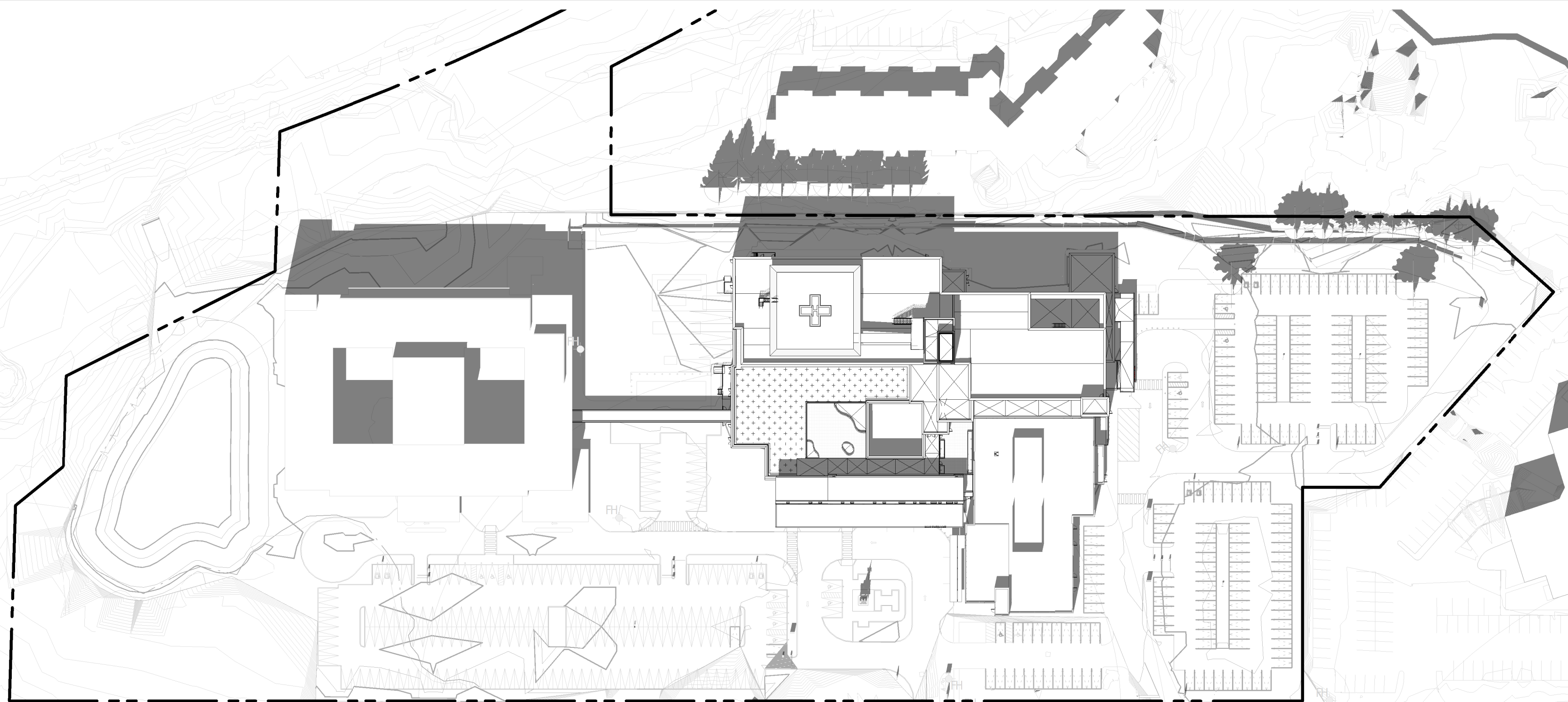
SUN STUDY DECEMBER 21 2024 3pm
1:1000
7
SS1



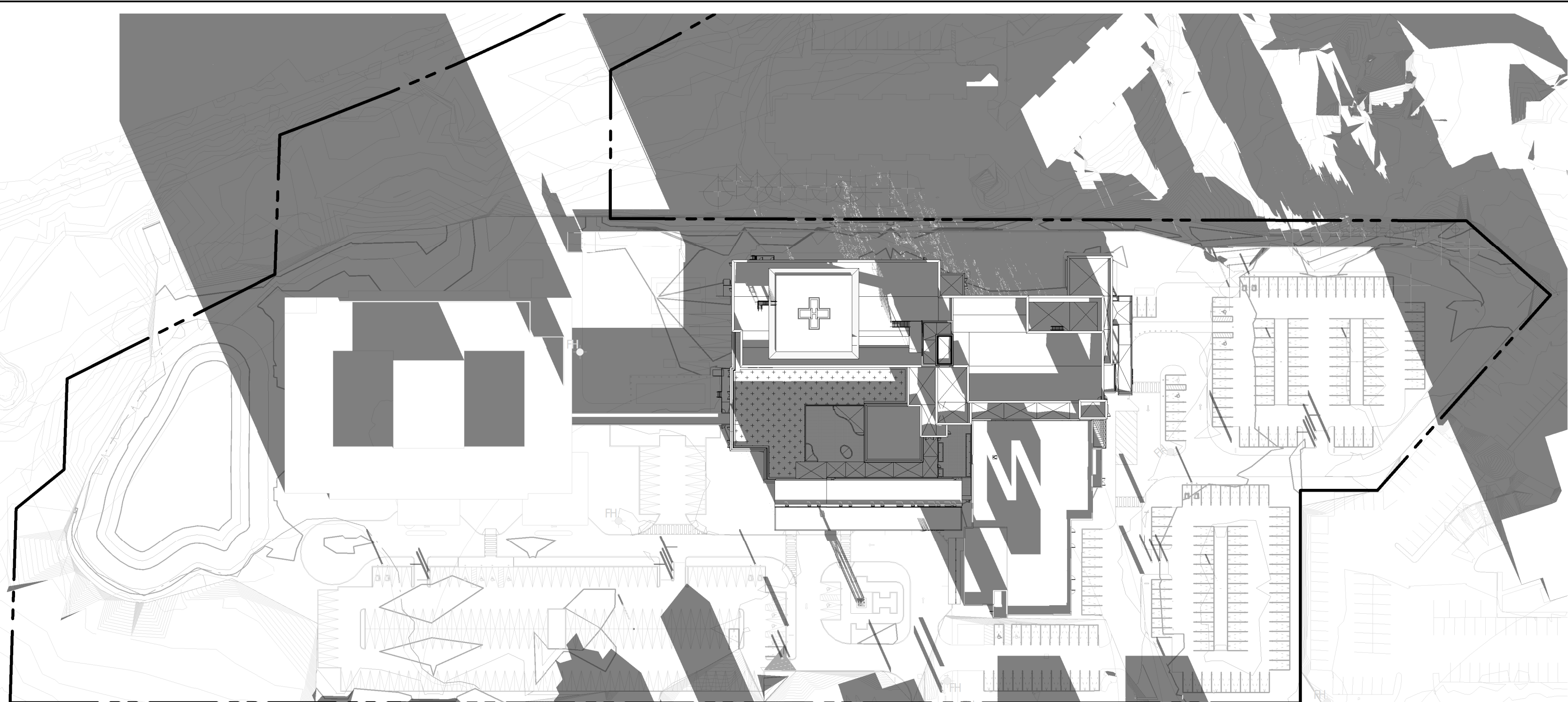
SUN STUDY MARCH 21 2024 3pm
1:1000
9
SS1



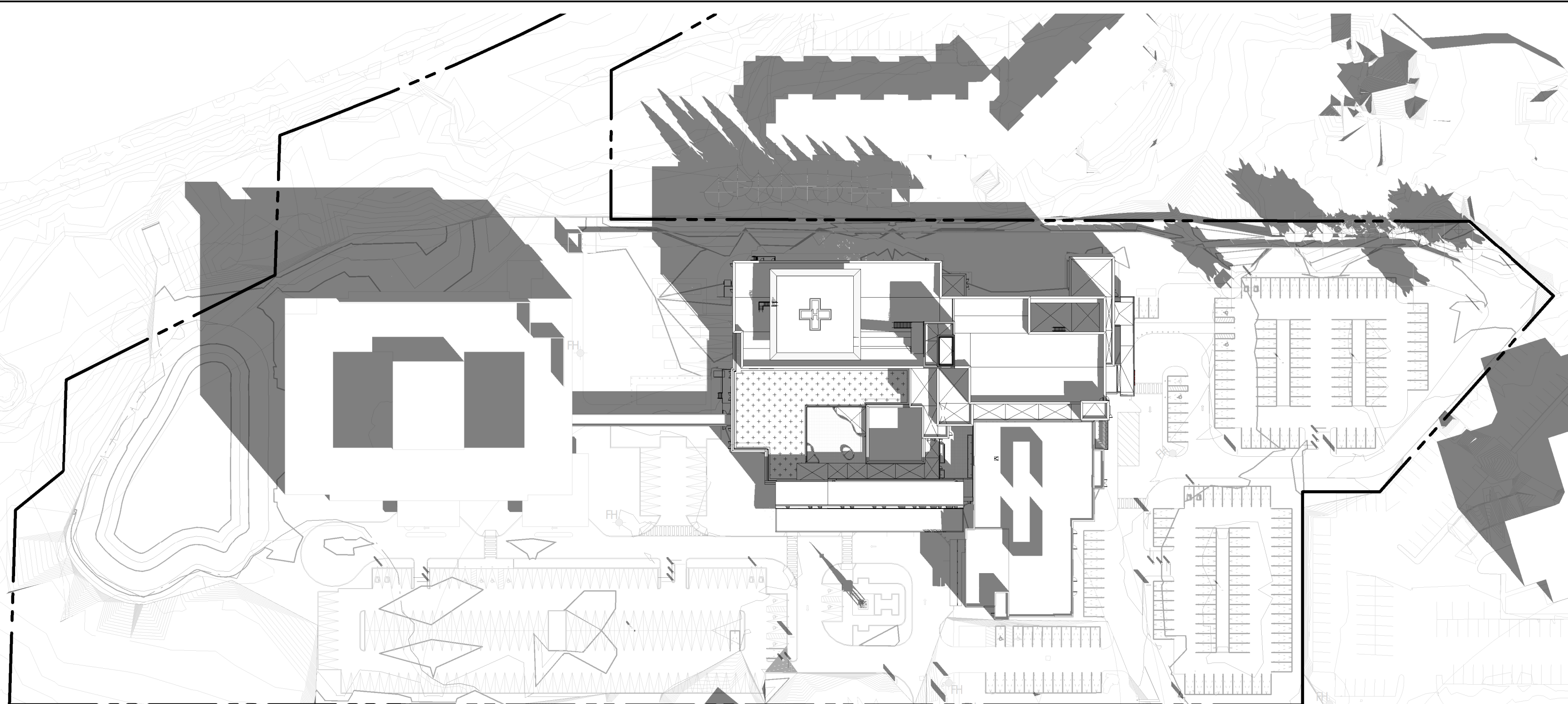
SUN STUDY DECEMBER 21 2024 12pm
1:1000
6
SS1



SUN STUDY MARCH 21 2024 12pm
1:1000
2
SS1




SUN STUDY DECEMBER 21 2024 9am
1:1000
5
SS1



SUN STUDY MARCH 21 2024 9am
1:1000
1
SS1

NOT FOR
CONSTRUCTION



Contractor Must Check & Verify all Dimensions on the Job.
Do Not Scale Drawings.
All Drawings, Specifications and Related Documents are the Copyright Property of the Architect and MattheW Smith Architects. Reproduction of Drawings, Specifications and Related Documents in Part or in Whole is Forbidden Without the Written permission of the Architect.
This Drawing is Not to be used for Construction Until Signed by the Architect.



OAK VALLEY HEALTH -
UXBRIDGE HOSPITAL
4 CAMPBELL DRIVE, UXBRIDGE, ON
PROJECT NO.: 231022

SUN STUDY - DECEMBER AND
MARCH
1:1000

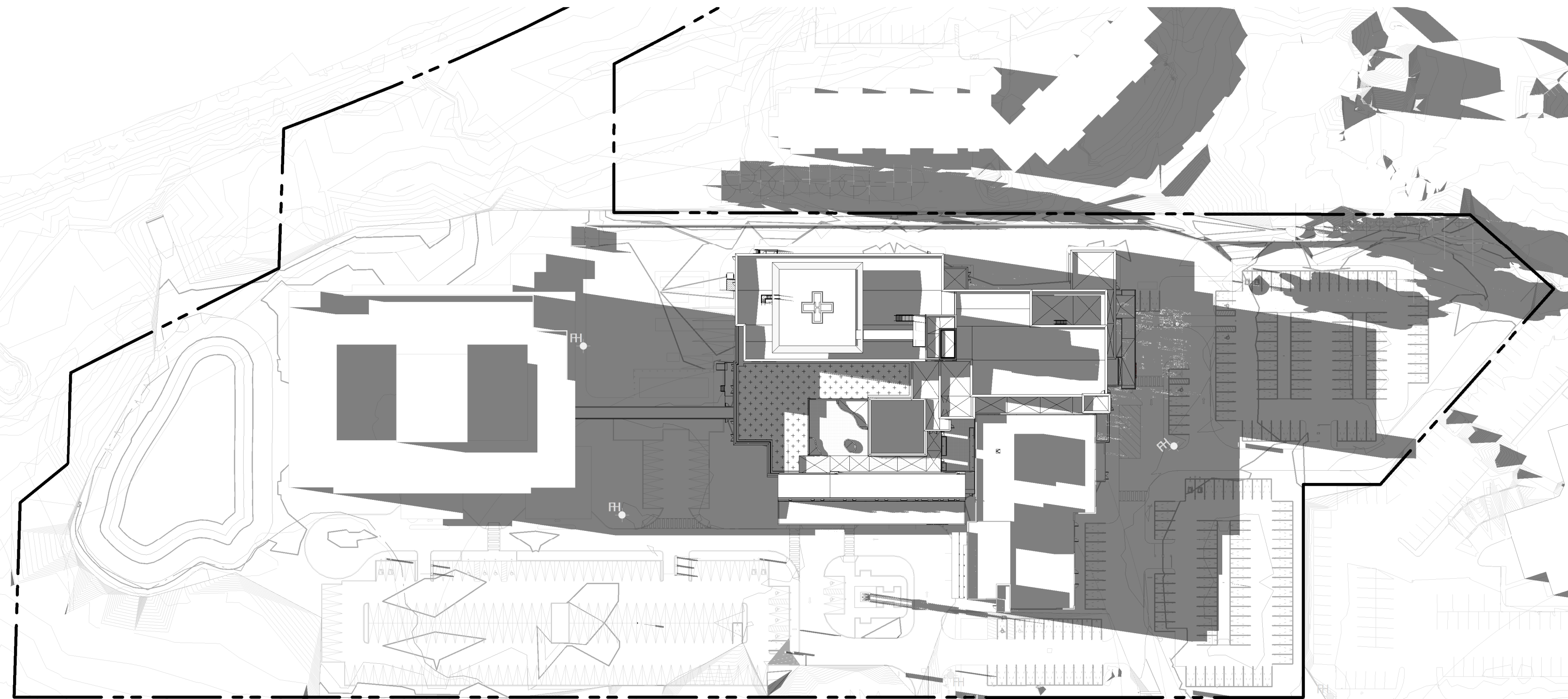
SS1

Issued	No.	Date	Description
1	1	2025 06 06	ISSUED FOR ZONING BYLAW AMENDMENT



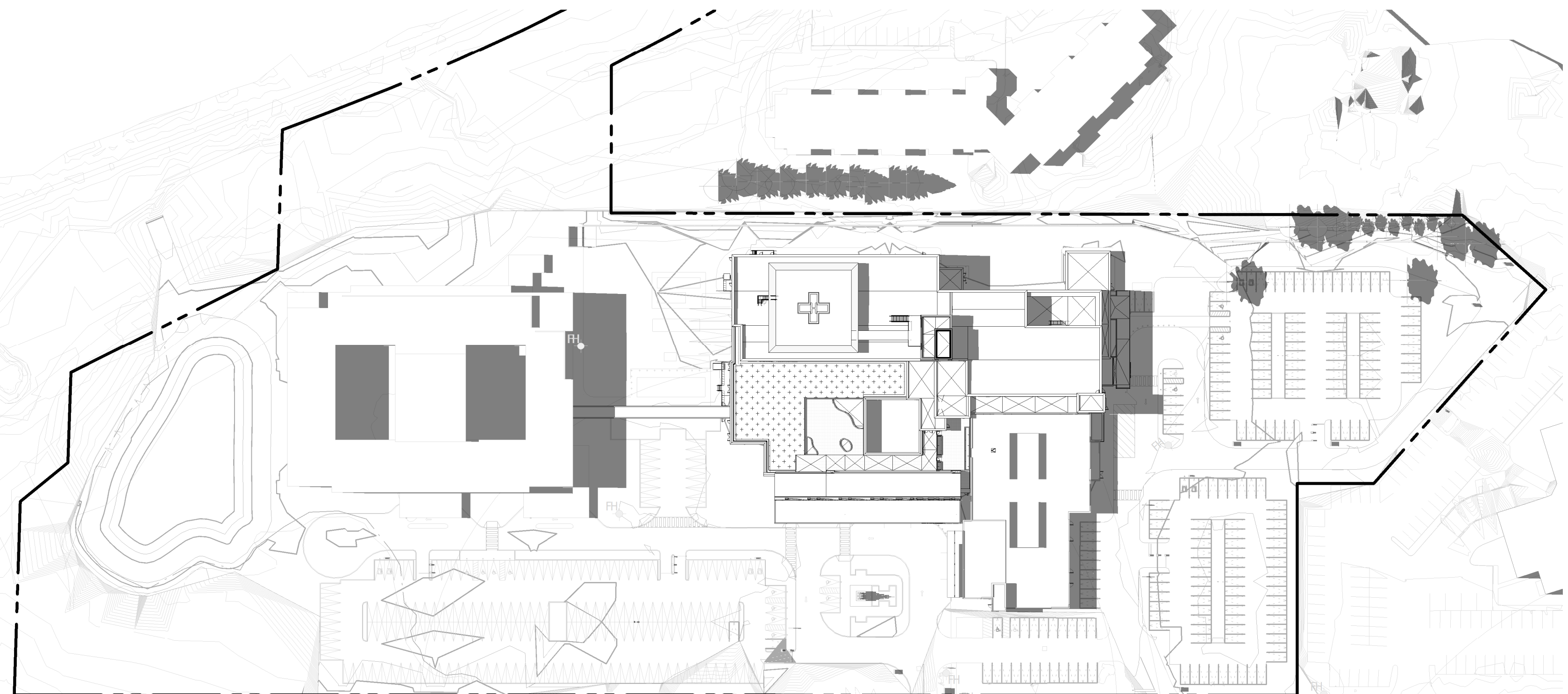
SUN STUDY JUNE 21 2024 5pm
1:1000

8
SS2



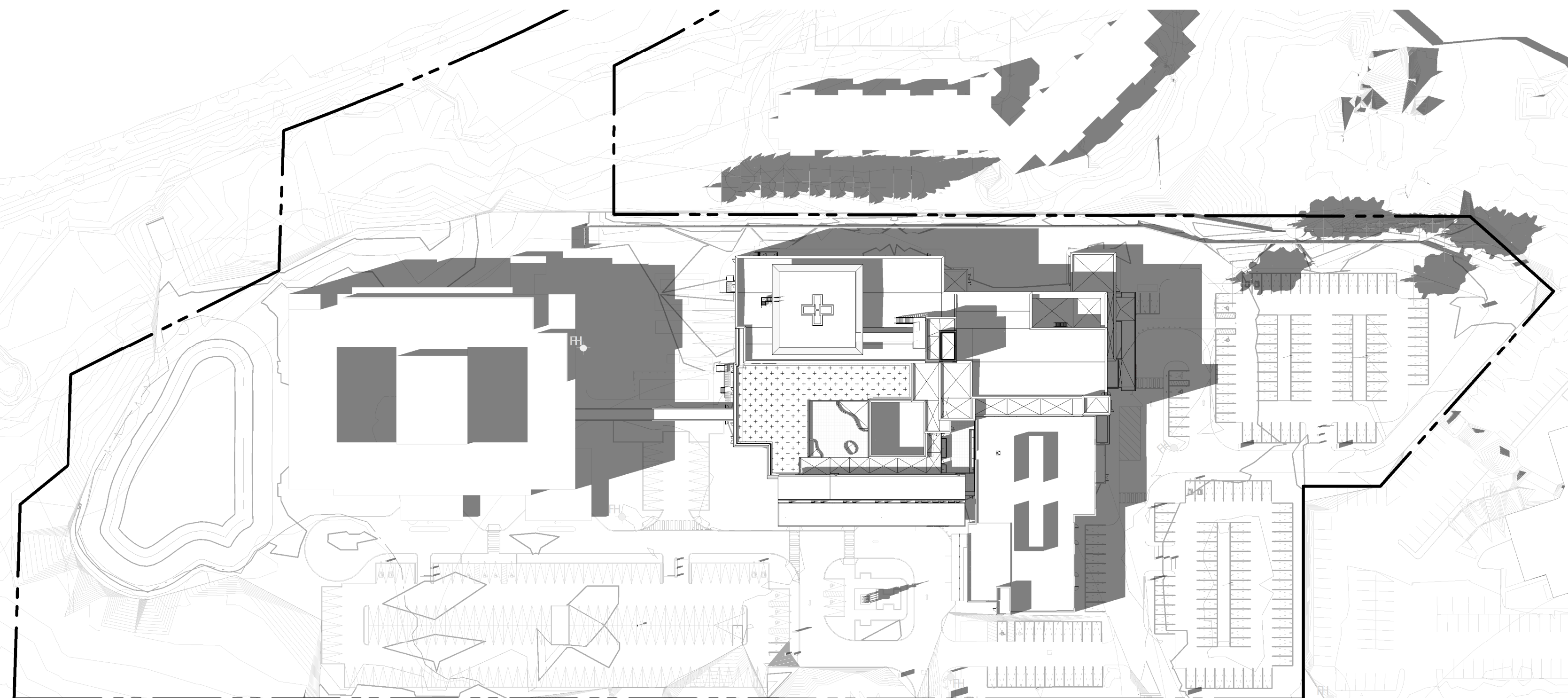
SUN STUDY SEPTEMBER 21 2024 5pm
1:1000

4
SS2



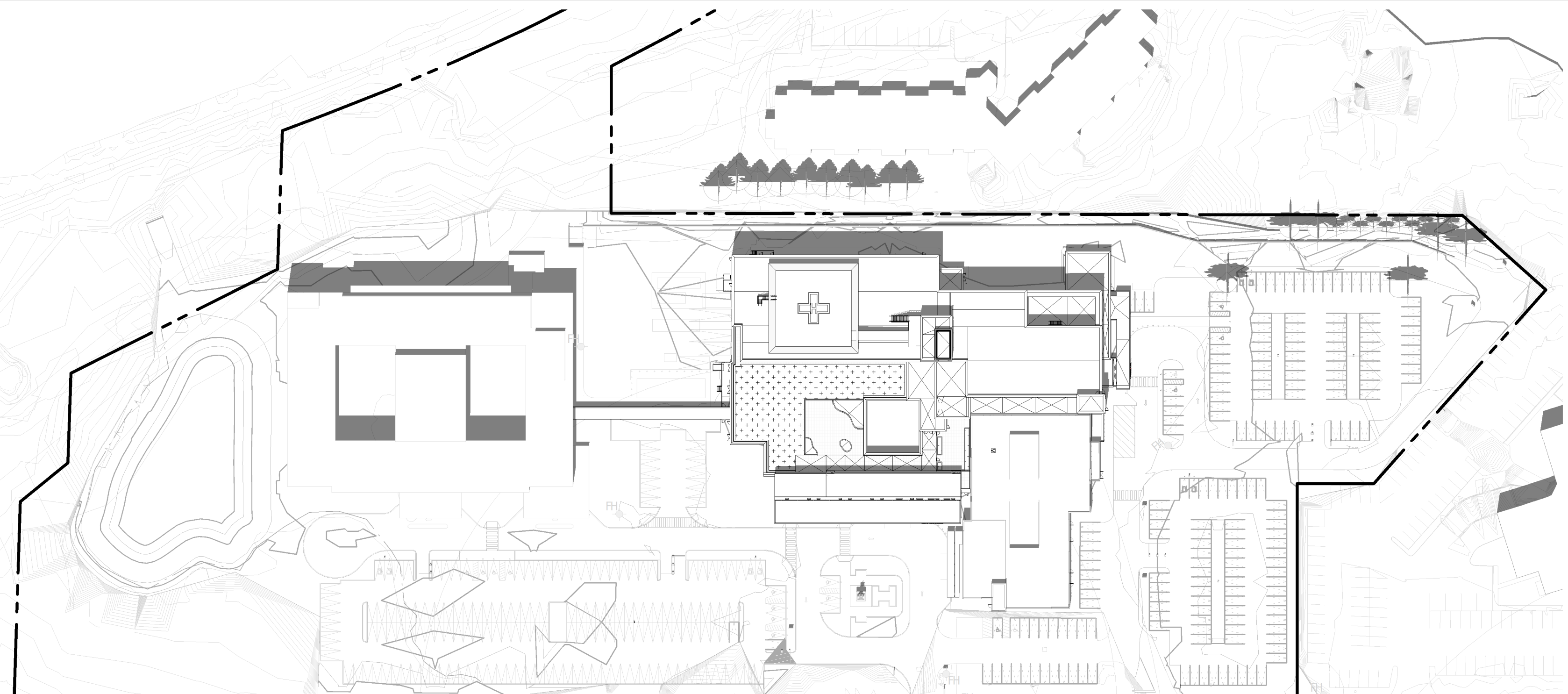
SUN STUDY JUNE 21 2024 3pm
1:1000

7
SS2



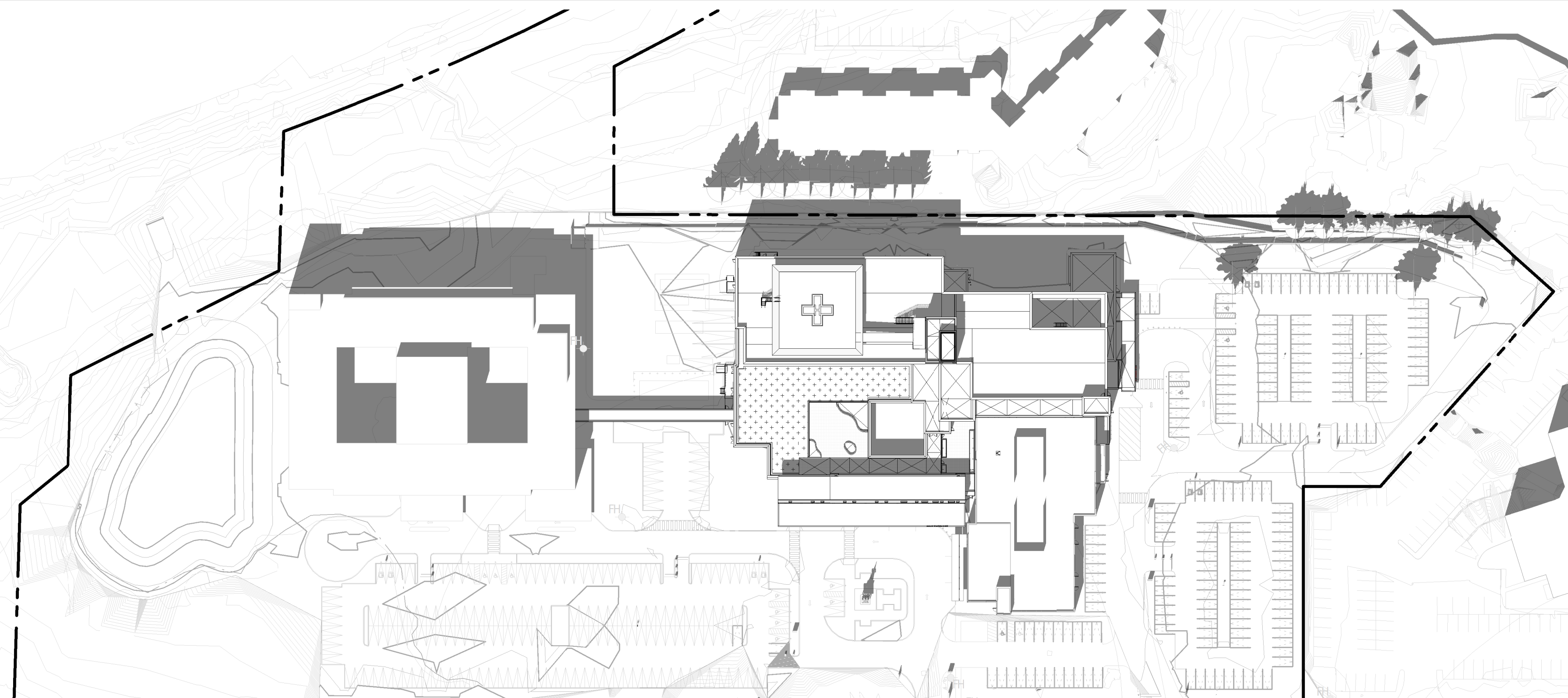
SUN STUDY SEPTEMBER 21 2024 3pm
1:1000

3
SS2



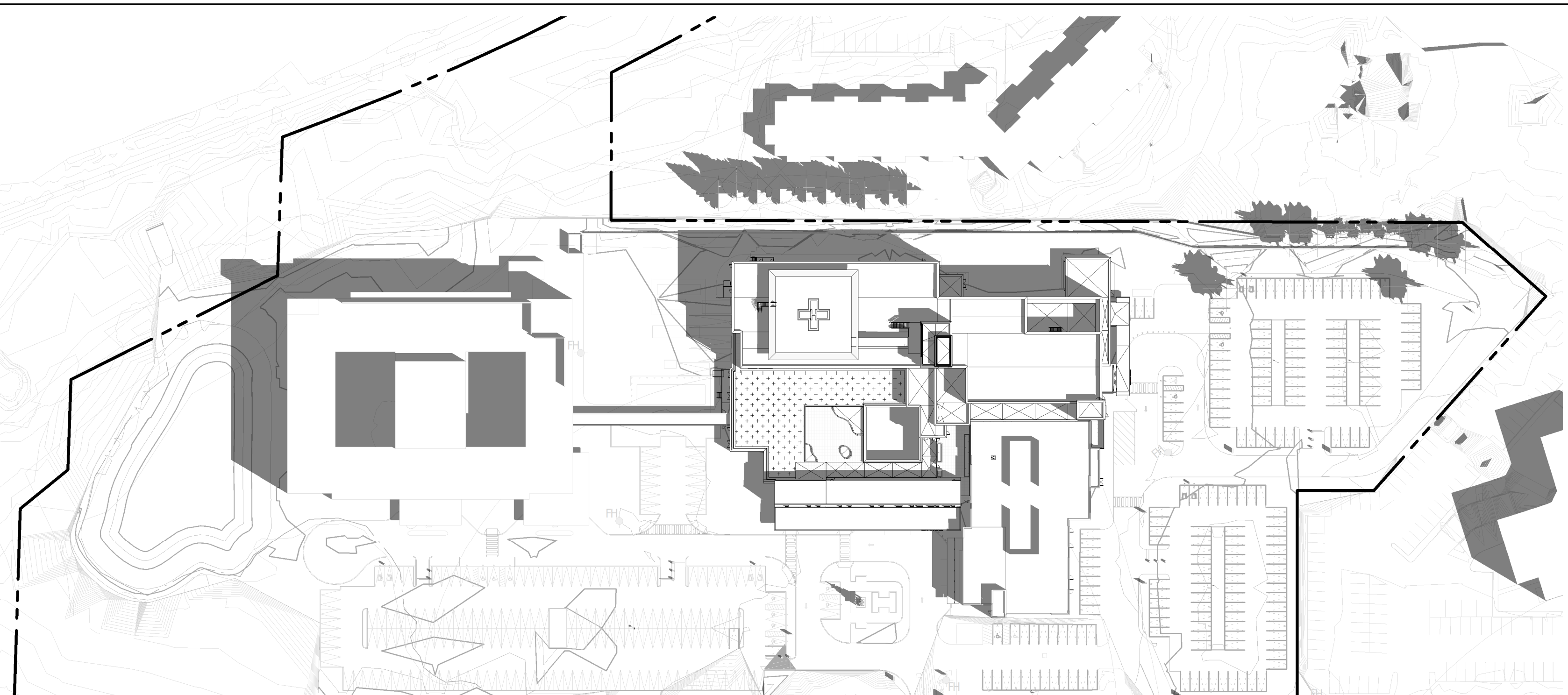
SUN STUDY JUNE 21 2024 12pm
1:1000

6
SS2



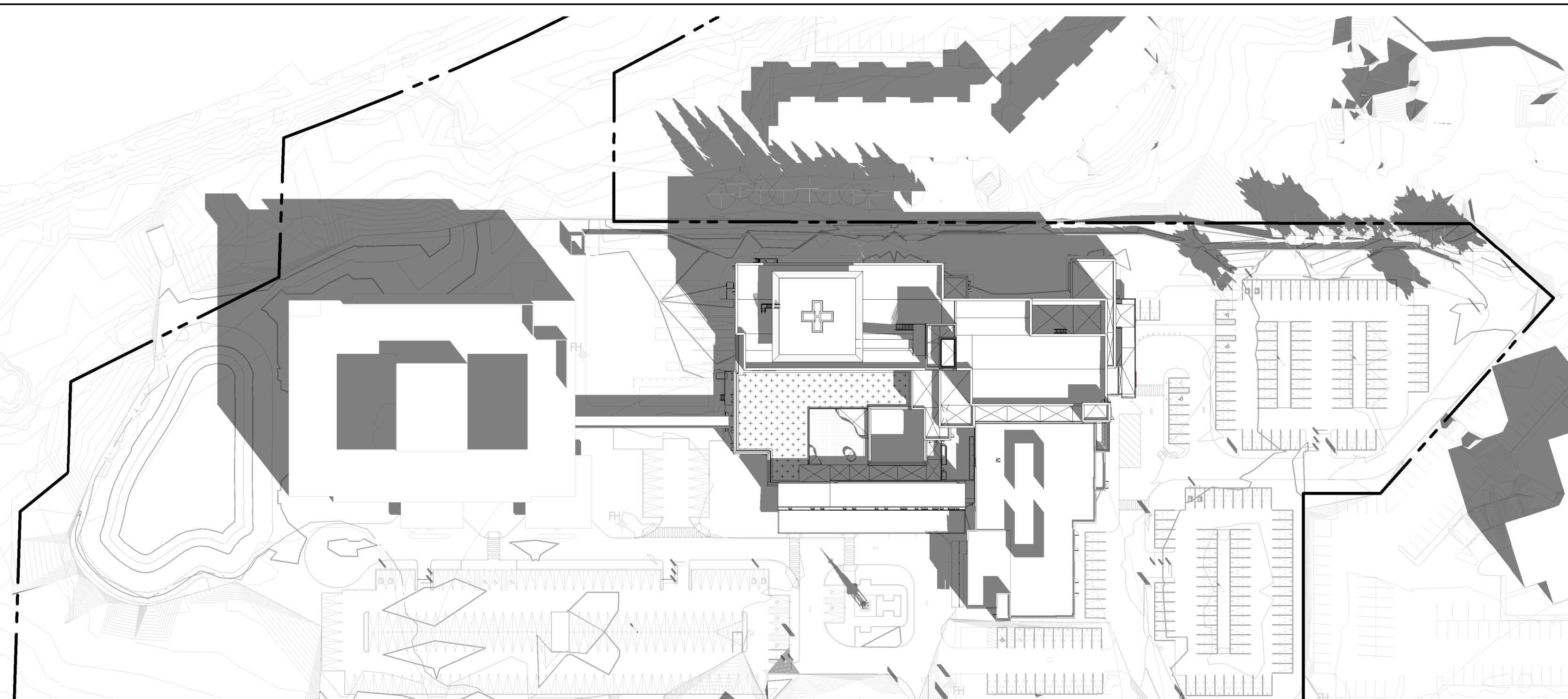
SUN STUDY SEPTEMBER 21 2024 12pm
1:1000

2
SS2



SUN STUDY JUNE 21 2024 9am
1:1000


5
SS2



SUN STUDY SEPTEMBER 21 2024 9am
1:1000

1
SS2

NOT FOR
CONSTRUCTION



Contractor Must Check & Verify all Dimensions on the Job.
Do Not Scale Drawings.
All Drawings, Specifications and Related Documents are the Copyright Property of
the Architect and MattheW Smith Architects Inc. Reproduction of Drawings,
Specifications and Related Documents in Part or in Whole is Forbidden Without the
Written permission of the Architect.
This Drawing is Not to be Used for Construction Until Signed by the Architect.



OAK VALLEY HEALTH -
UXBRIDGE HOSPITAL
4 CAMPBELL DRIVE, UXBRIDGE, ON
PROJECT NO.: 231022

SUN STUDY - JUNE AND SEPTEMBER
1:1000

SS2